

KIPCO Q1 2026 INVESTORS' CALL



Disclaimer

This presentation has been made for informational purposes and does not involve an invitation to subscribe to, purchase, or sell any security.

No warranty is given on the accuracy or completeness of the information in this presentation. Independent research is recommended to evaluate and assess the business and financial condition of KIPCO.

This presentation may contain forward-looking statements. These statements may be identified by such words as “may,” “plans,” “expects,” “believes,” and similar expressions or by their context. These statements are made based on current knowledge and assumptions. Various factors could cause future results, performance, or events to differ materially from those described in these statements. No obligation should be assumed to update any forward-looking statements.

By participating in this presentation or accepting any copy of the presentation slides, you agree to abide by the foregoing limitations.

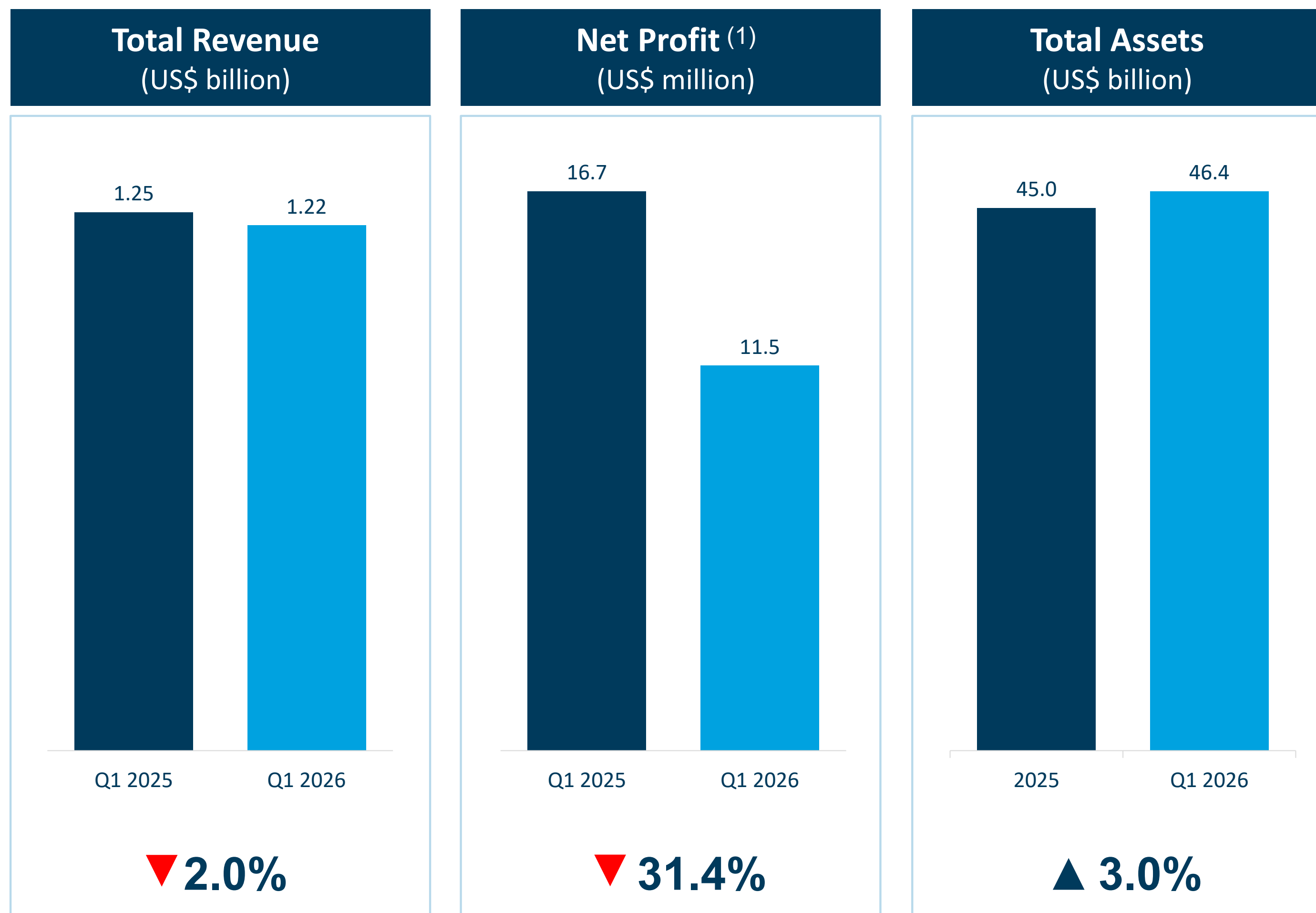
Financial figures in this presentation have been rounded and converted to United States Dollars (US\$) using the following exchange rates:

- US\$ to Kuwaiti Dinar – (US\$/KD) 0.3070
- US\$ to Jordanian Dinar – (US\$/JD) 0.7080
- US\$ to Saudi Riyal – (US\$/SAR) 3.7525

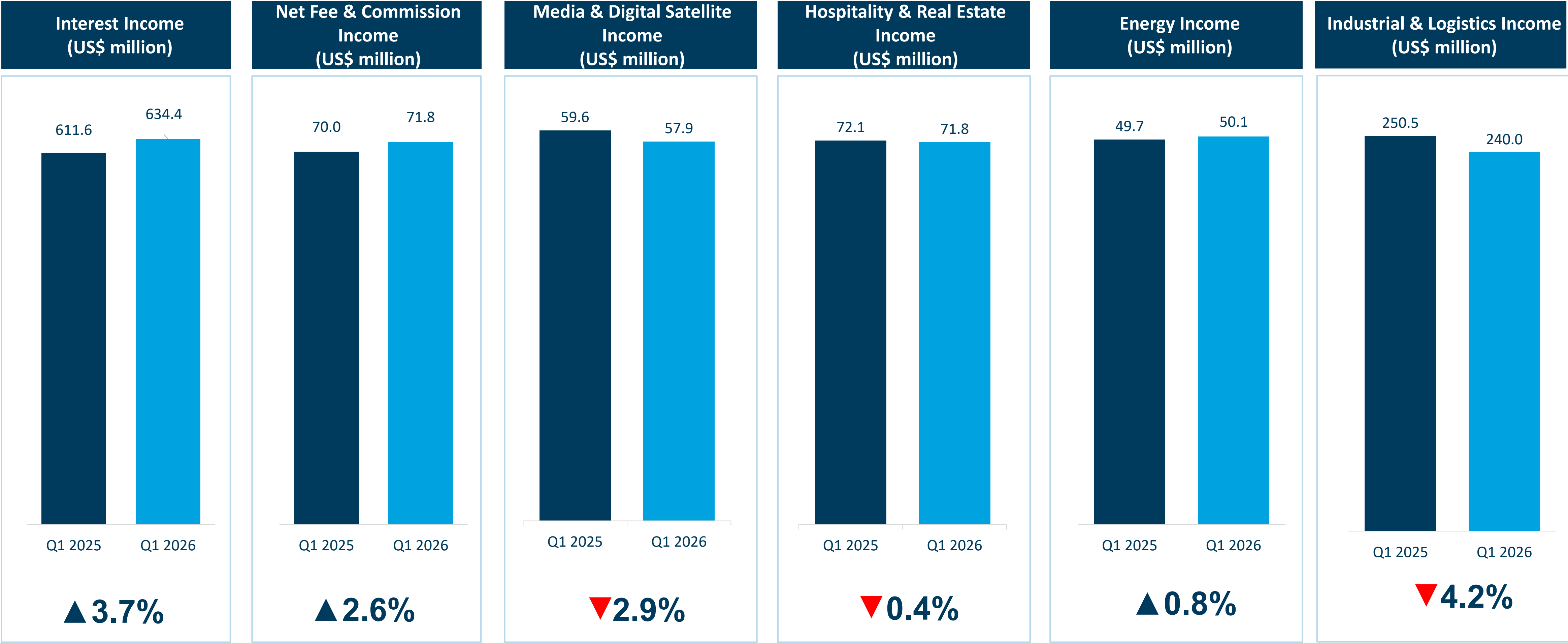
HIGHLIGHTS OF THE QUARTER



Financial Highlights



Q1 2026 income breakdown




PORTFOLIO FINANCIAL PERFORMANCE



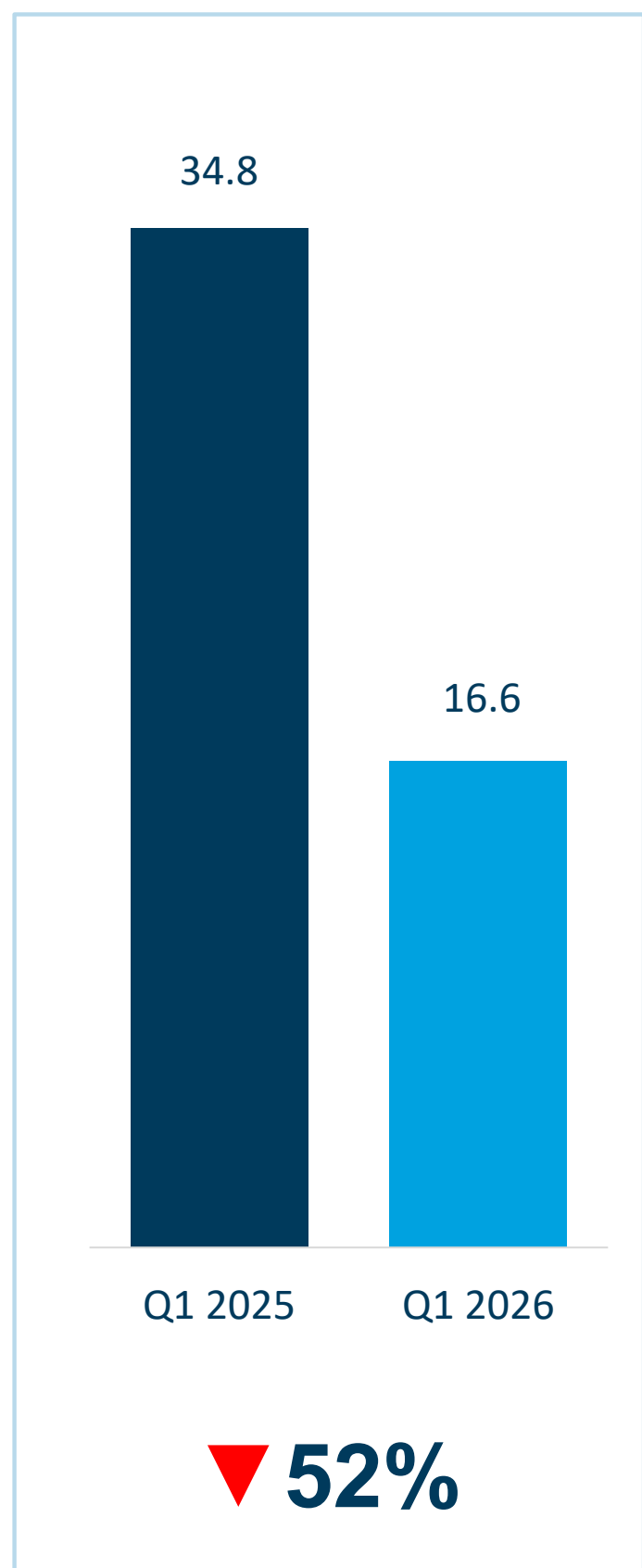
Burgan Bank Group




Net Operating Income (US\$ million)



Net Profit⁽¹⁾ (US\$ million)



Loans & Deposits (US\$ billion)



Key Ratios

	Q1'25	Q1'26
Net interest margin%	2.5%	1.9%
Cost of Credit%*	0.5%	0.3%
NPL Ratio%	1.8%	2.7%
Capital Adequacy	17.5%	15.9%


*Cost of Credit based on Loan Loss Provisions adjusted for recoveries over gross loans

- In April, Burgan Bank received CBK approval to increase shareholders' equity by KD 50m through a rights issue. The bank is seeking CMA approval in order to proceed.


Jordan Kuwait Bank



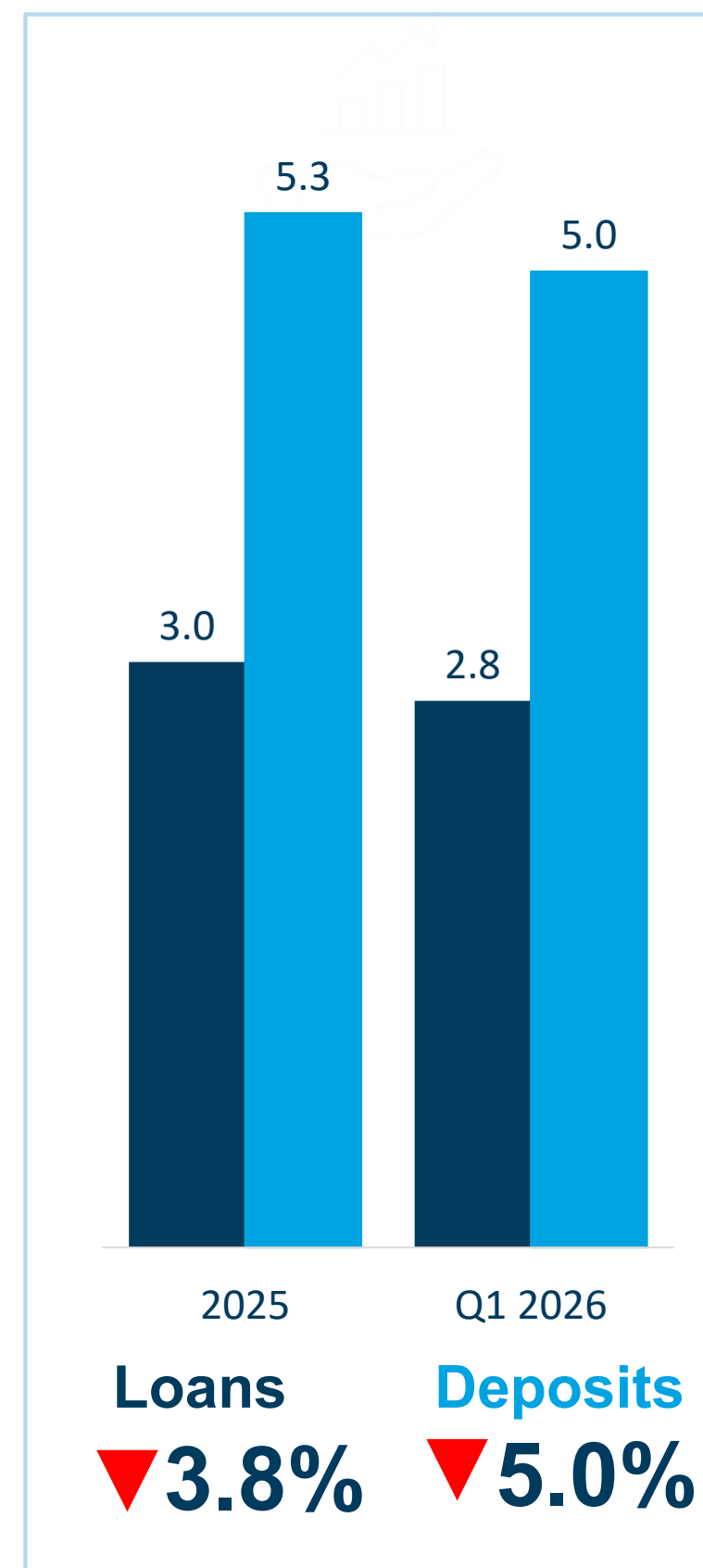
Total Income (US\$ million)




Net Profit⁽¹⁾ (US\$ million)



Loans & Deposits (US\$ billion)



Total Assets (US\$ billion)



- Key financial ratios for Q1 2026:
 - ROE 10.4%
 - ROA 1.9%
 - Capital adequacy 23.5%

SADAFCO

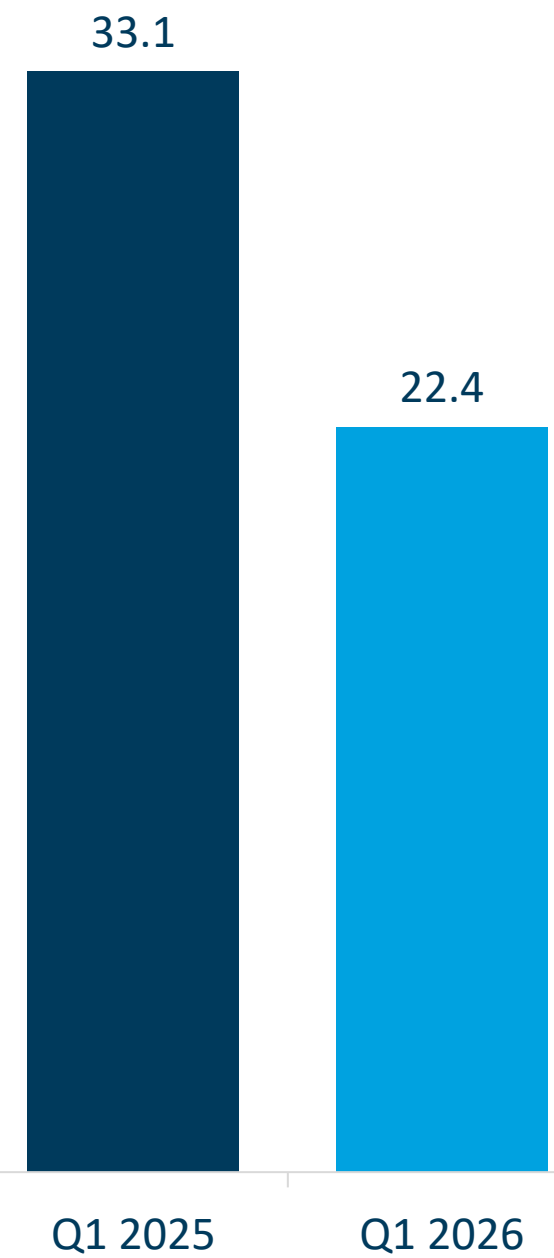


Revenue (US\$ million)



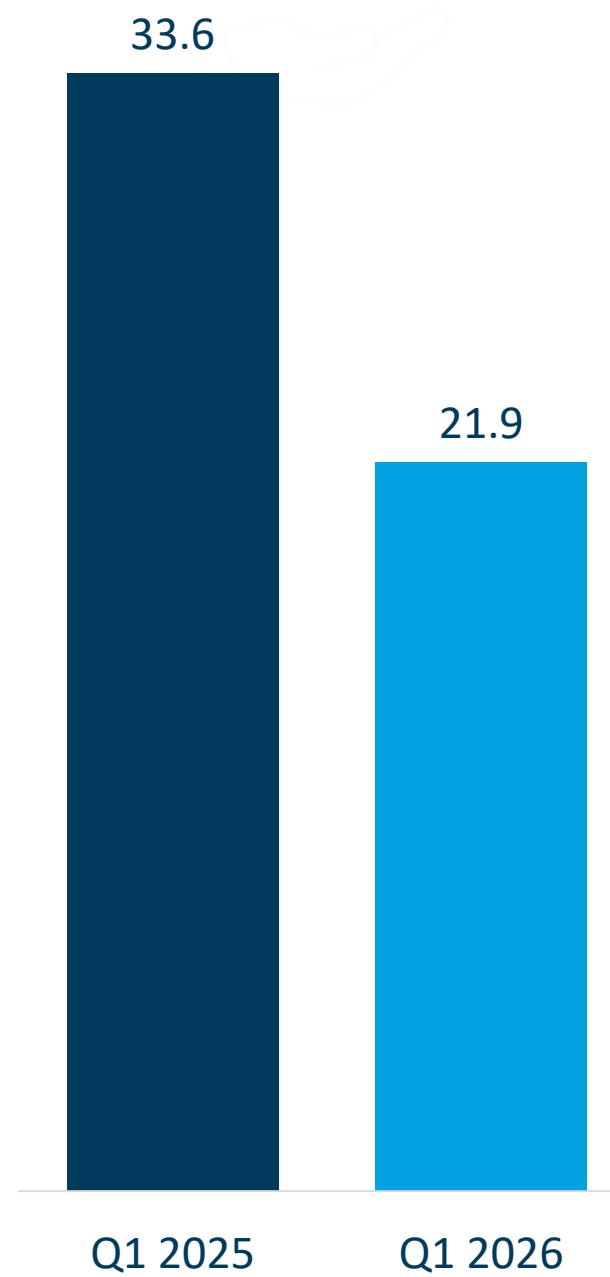
▼ **2.6%**

Operating Profit (US\$ million)



▼ **32.4%**

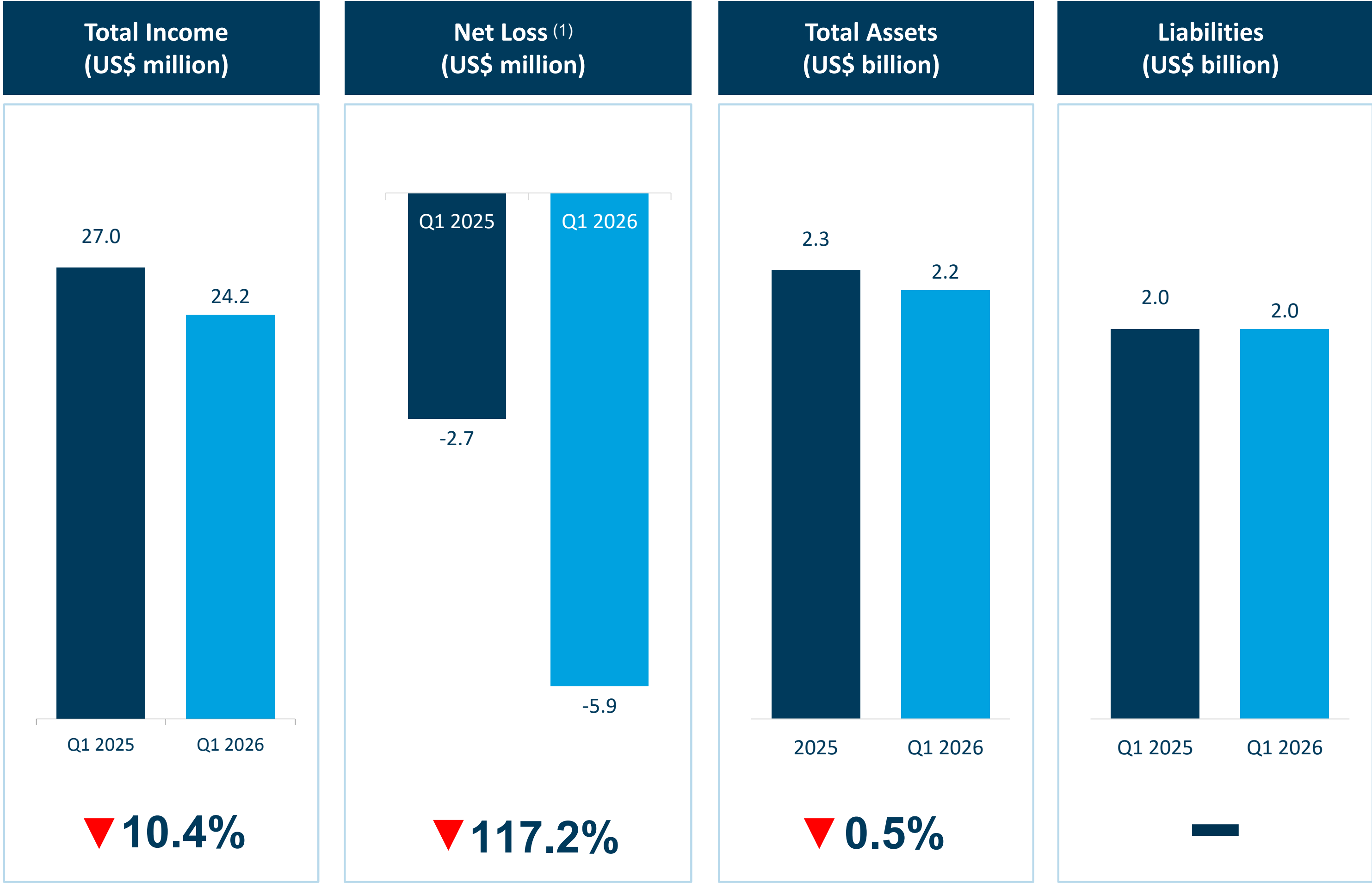
Net Profit ⁽¹⁾ (US\$ million)



▼ **35.0%**

- Market share remained firm:
 - UHT Milk 50.8%
 - Tomato Paste 52.1%
 - Ice Cream 30.7%

United Gulf Holding



(1) Attributable to the shareholders of the company


United Real Estate




Revenue (US\$ million)




Operating Profit (US\$ million)



Total Assets (US\$ billion)

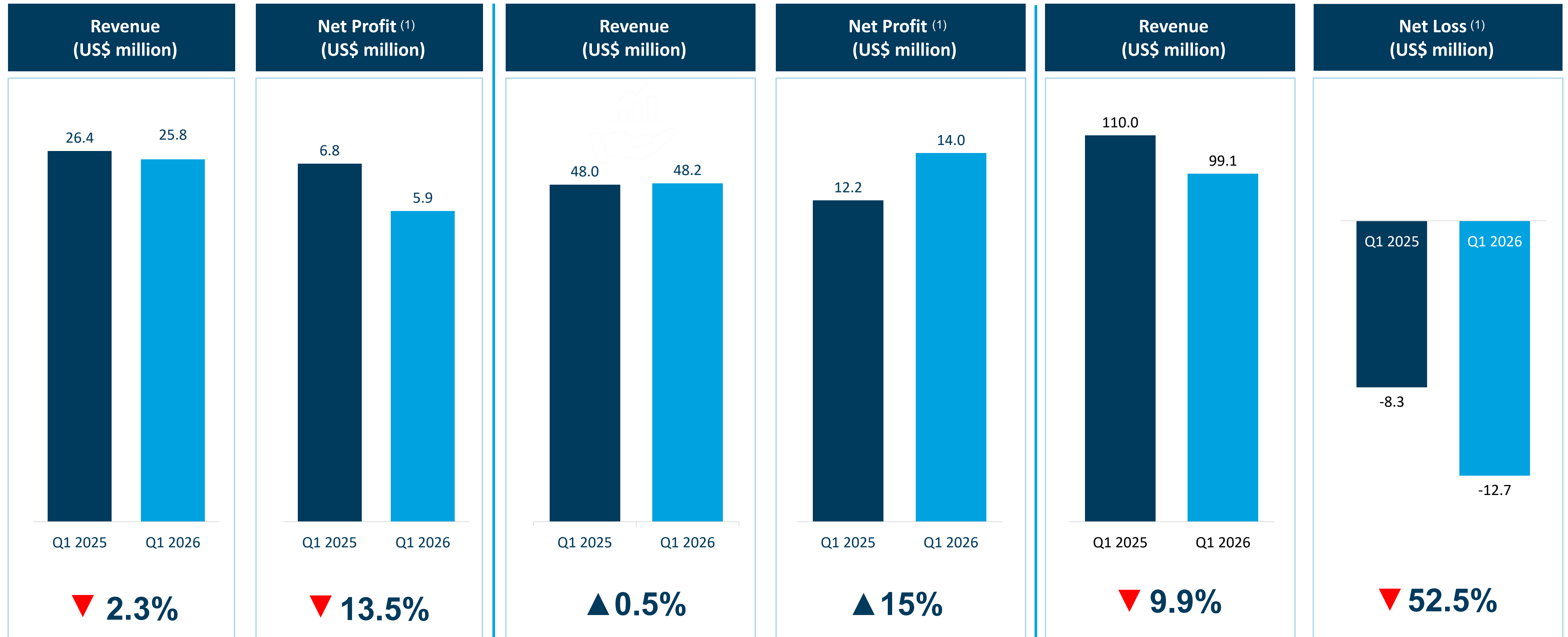


Net Profit (1) (US\$ million)



- In March 2026, URC received a letter from KAPP confirming that the company has been awarded the contract for the Seafront Project (Phase 3).

Logistics, energy & healthcare




OSN Group


Two years of delivery & a two-year plan to drive profitability through synergy, AI and operational leverage.

MENA's integrated streaming platform: OSN+ | OSNtv | Anghami

Two-year track record



**+57%
Subscribers**






**+44%
Subscribers**

Group reach across audio, video & business

3.6M Paid subscribers OSN+ & Anghami	45 Telco partners B2B & B2C distribution	100K Business customers Hotels MUDs bulks
---	---	--

Two-year strategic plan

 <p>Platform consolidation One unified stack OSN+, OSNtv & Anghami merging into shared infrastructure, billing and content management</p>	 <p>AI enablement +40% velocity AI native engineering & customer service. Hire less, build & ship more across the group.</p>	 <p>Resource optimization -25% direct costs Content, technology & distribution costs structurally reduced through consolidation & renegotiation.</p>
---	--	--

THANK YOU

