

# KIPCO FY 2023 INVESTOR CALL

March 2024

# Disclaimer

This presentation has been made for informational purposes and does not involve an invitation to subscribe to, purchase, or sell any security.

No warranty is given on the accuracy or completeness of the information in this presentation. Independent research is recommended to evaluate and assess the business and financial condition of KIPCO.


This presentation may contain forward-looking statements. These statements may be identified by such words as “may,” “plans,” “expects,” “believes,” and similar expressions or by their context. These statements are made based on current knowledge and assumptions. Various factors could cause future results, performance, or events to differ materially from those described in these statements. No obligation should be assumed to update any forward-looking statements.

By participating in this presentation or accepting any copy of the presentation slides, you agree to abide by the foregoing limitations.

Financial figures in this presentation have been rounded and converted to United States Dollars (US\$) using the following exchange rates:

- US\$ to Kuwaiti Dinar – (US\$/KD) 0.30670
- US\$ to Saudi Riyal – (US\$/SAR) 3.750
- US\$ to Jordanian Dinar – (US\$/JD) 0.7087

# HIGHLIGHTS FOR Q4



## Recent business highlights

  
**19%**  
**FY 2023**  
**net profit**  
**growth**

- ❖ Positive performance driven by foreign banking operations, foodstuff, logistics and oil field services



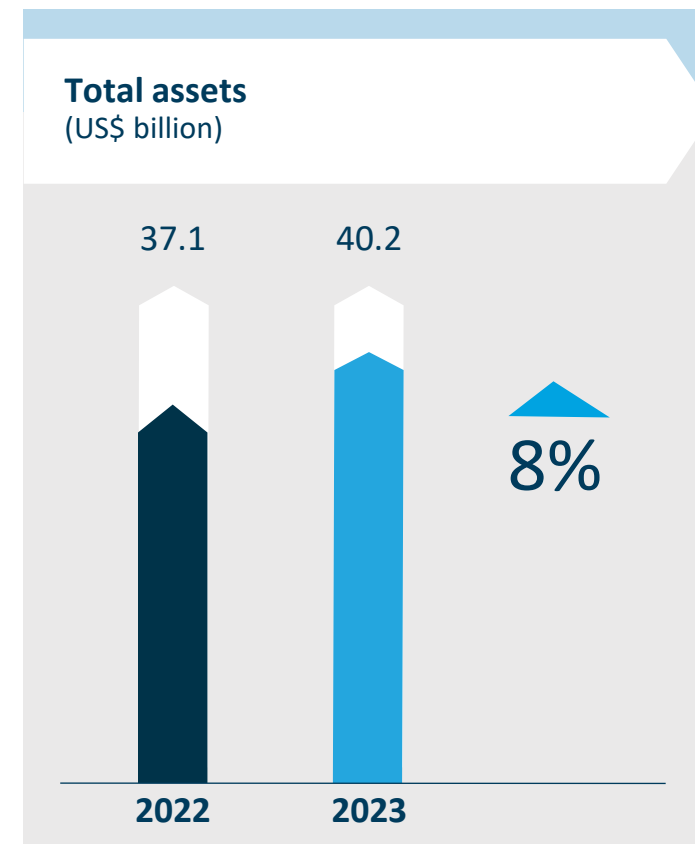
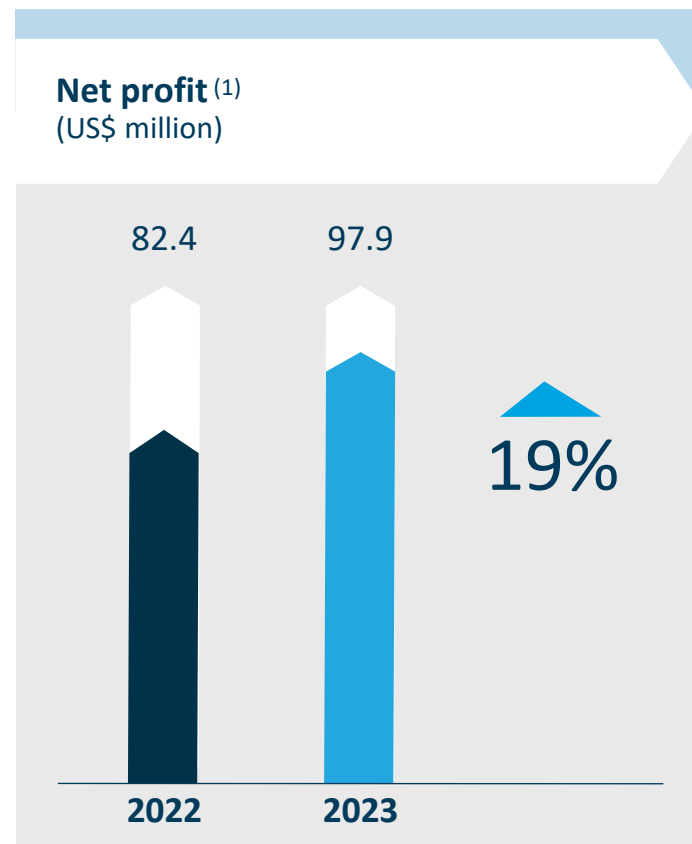
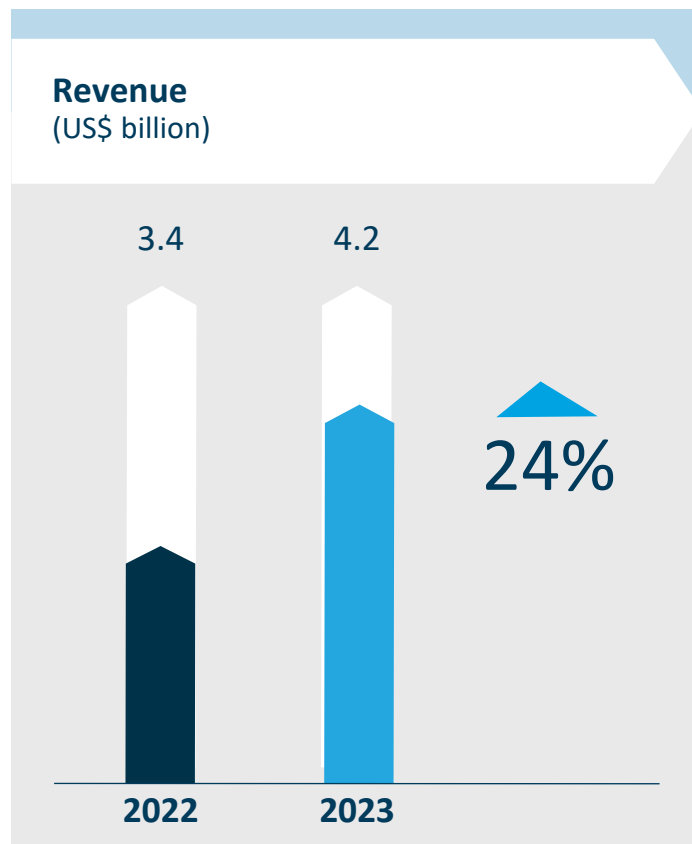
- ❖ Partial prepayment of US\$ 330 million (KD 101.4 million) of the US\$ 525 million syndicated facility and subsequent prepayment in full, amounting to US\$ 195 million (KD 60 million)
- ❖ Repayment of remaining portion of KIPCO's 5-year 2023 KD bond amounting to US\$ 92.9 million (KD 28.5 million)

## Recent business highlights



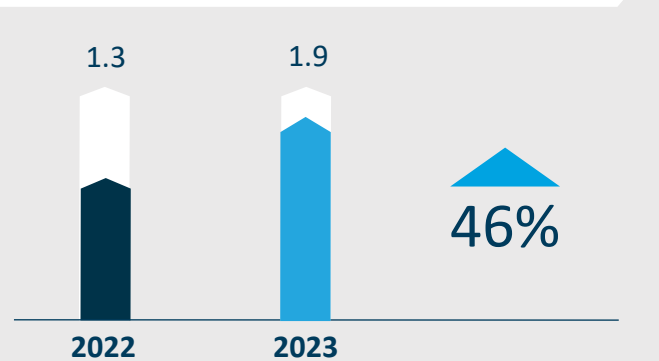
- ❖ Signed a conditional binding agreement to combine OSN's streaming business, OSN+, with Anghami
- ❖ Al Rawabi purchases 52% stake in Burgan Bank Turkey, raising KIPCO Group's effective ownership in the bank to 81.5%
- ❖ Completion of the sale of GIG, with KIPCO Group realizing a net profit of approximately US\$ 238 million (KD 73 million)
- ❖ NAPESCO bought KIPCO's 52.92% stake in UOP

# Financial highlights

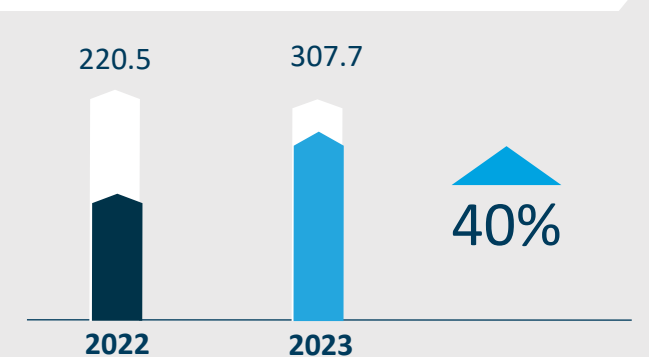


# FY 2023 income breakdown

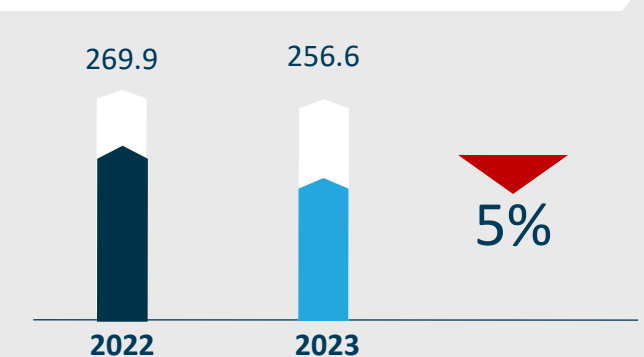
## Interest income (US\$ billion)



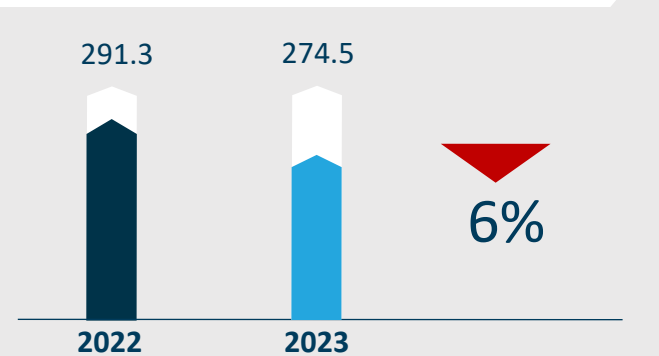
## Net fee & commission income (US\$ million)



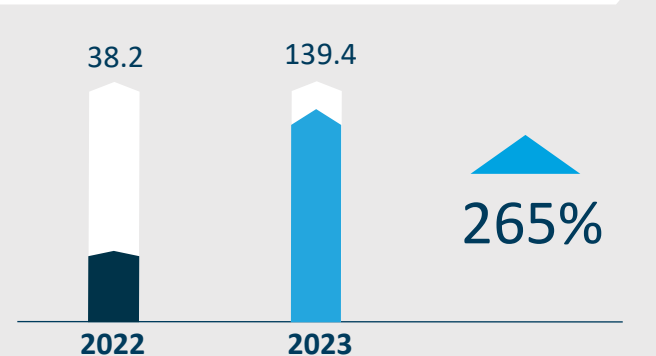
## Media & digital satellite network (US\$ million)



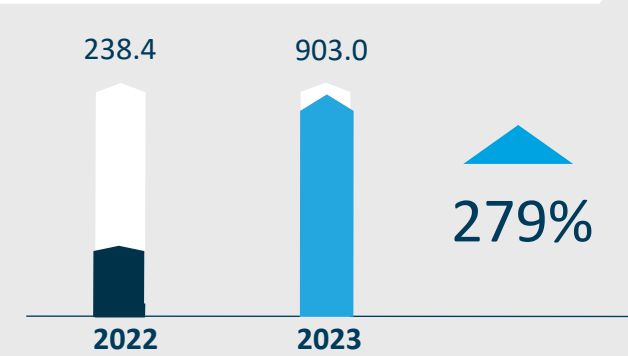
## Hospitality and real estate income (US\$ million)




## Energy income <sup>(1)</sup> (US\$ million)



## Industrial & logistics income <sup>(1)</sup> (US\$ million)



# PORTFOLIO FINANCIAL PERFORMANCE

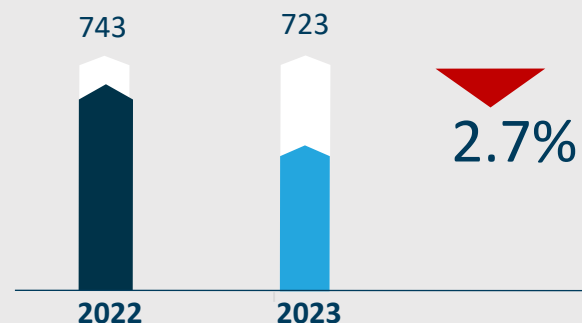




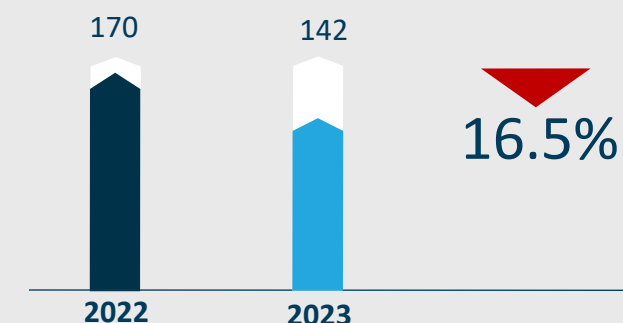
# Burgan Bank Group



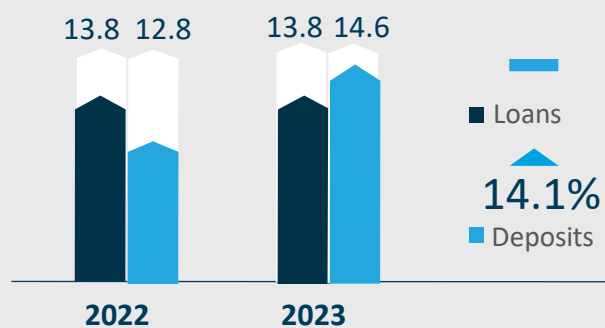
## Operating income <sup>(1)</sup> (US\$ million)



## Net income <sup>(2)</sup> (US\$ million)



## Loans & deposits (US\$ billion)



## Key ratios

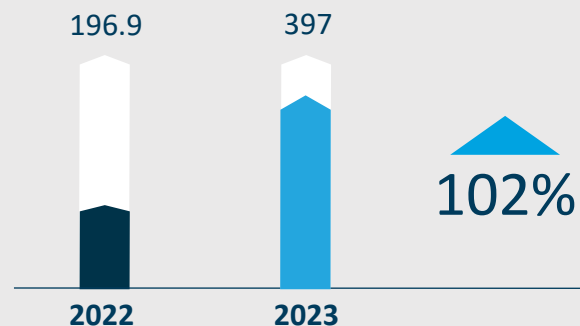
	2022	2023
Net interest margin%	2.4%	2.1%
Cost to income%	47.0%	52.4%
Cost of credit%	0.5%	0.1%
Non-performing loans ratio%	1.9%	2.0%
Provisions coverage ratio%	206%	220%

- ❖ The bank capped off a pivotal transformational year with healthy revenue, stable asset levels & solid capital base
- ❖ Strategic reallocation of its asset portfolio:
  - Sold its stake in BoB in Q1'23
  - Sold 52% of its stake in BB Turkey in Q4'23
- ❖ Sale of BB turkey stake resulted in:
  - Capital relief (CET 1 Ratio +180bps; CAR +200 bps)
- Significant reduction of FX volatility in Group's equity & income statement

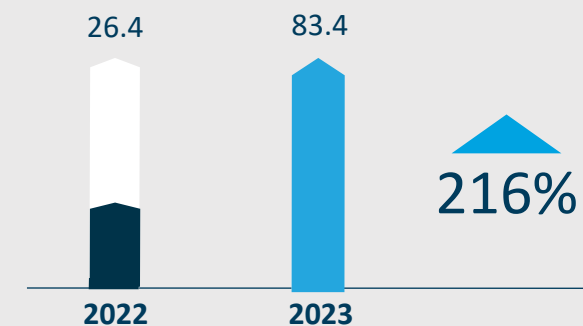
# Jordan Kuwait Bank



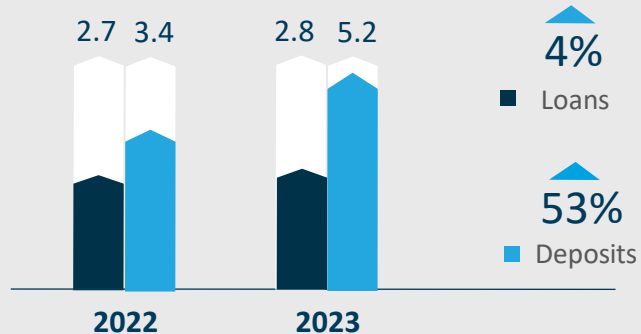
## Total income (US\$ million)



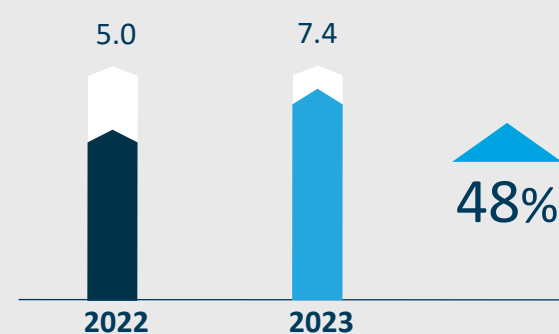
## Net profit <sup>(1)</sup> (US\$ million)



## Loans & deposits (US\$ billion)



## Total assets (US\$ billion)

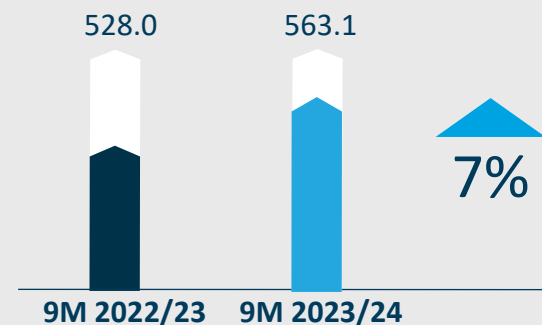


- ❖ In June, the bank acquired a 76.972% stake in UAE-based BHM Capital Financial Services. It then sold 66.97% in October to Ethmar International Holding for JOD 30.6 million (US\$ 43.2). JKB retained a 10% stake in BHM Capital.
- ❖ In Q2, issued Tier 1 capital bonds totaling JOD 89 million (US\$ 125.6 million).
- ❖ JKB issued Jordan's first green bond for US\$ 50 million.
- ❖ During the year, JKB completed the acquisition of a 53.4% stake in Bank of Baghdad.
- ❖ JKB has commenced technical, financial & legal due diligence on a possible merger with the Jordan-based Bank Al Etihad.

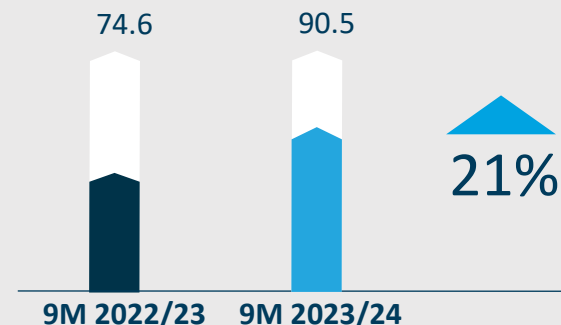
# SADAFCO



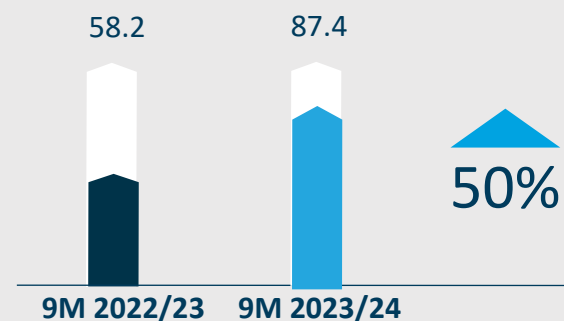
## Revenue\* (US\$ million)



## Operating profit\* (US\$ million)



## Net profit\* (1) (US\$ million)



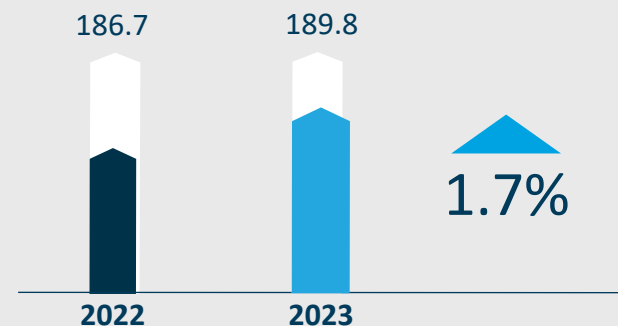
- ❖ Financial position remains strong with US\$ 273 million (SAR 1.023 billion) cash balance
- ❖ Launched innovative products under **SAUDIA by Mezete**, expanding the culinary division
- ❖ Makkah depot became operational during the quarter & construction of the new Yanbu Depot has commenced

# United Gulf Holding

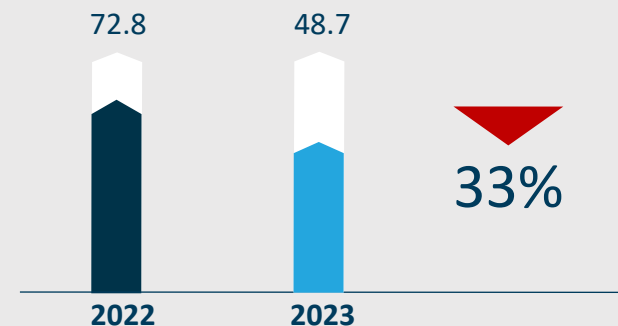


شركة الخليج المتحد القابضة  
United Gulf Holding Company B.S.C.

## Revenue (US\$ million)

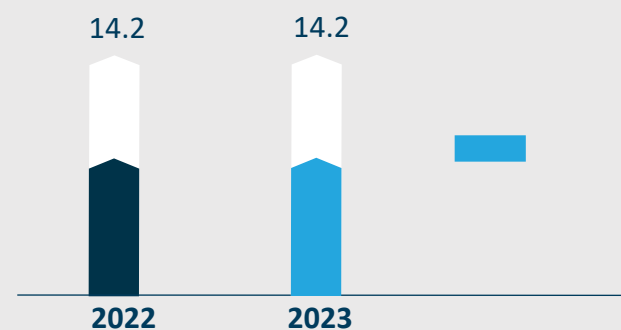


## Fee & commission (US\$ million)

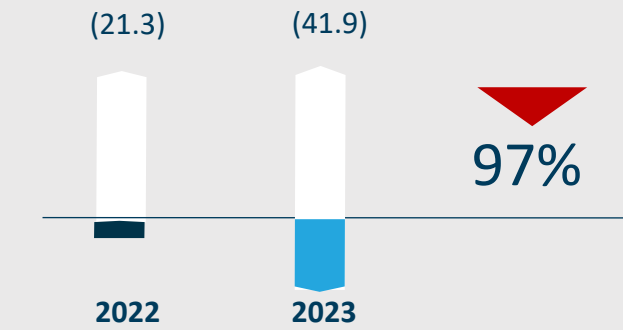


❖ **Kamco Invest** reported a net profit of KD 0.75m (US\$ 2.4 million) for 2023 versus net profit of KD 5.5 million (US\$ 18.0 million) in 2022

## Assets under management (US\$ billion)



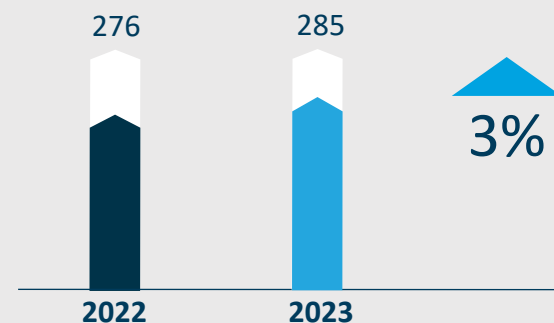
## Net profit <sup>(1)</sup> (US\$ million)



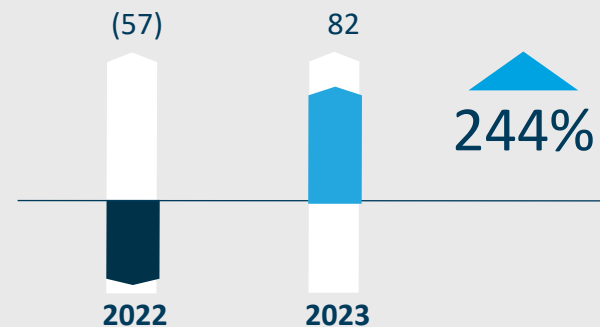
# United Real Estate



## Revenue (US\$ million)



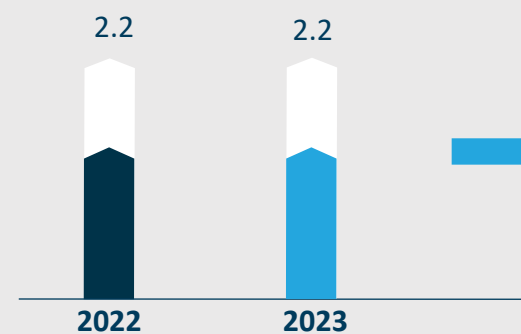
## Operating income (US\$ million)



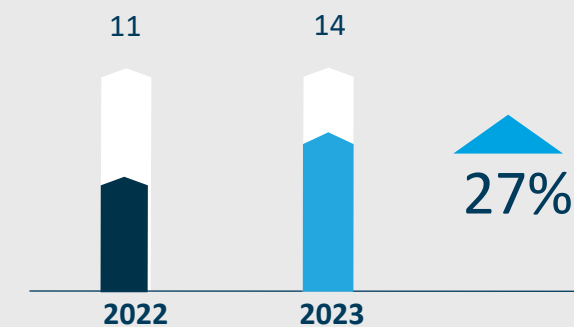
## ❖ Key segments:

- 36% increase in rental & hospitality income
- 20% decline in contracting & services revenue
- ❖ 3% increase in revenue for 2023 at US\$ 285m.

## Total assets (US\$ billion)



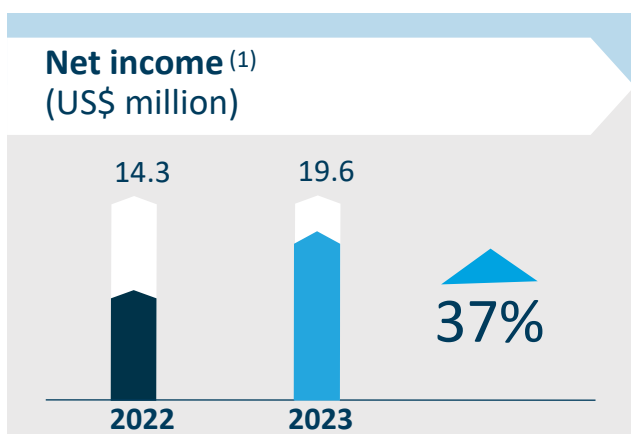
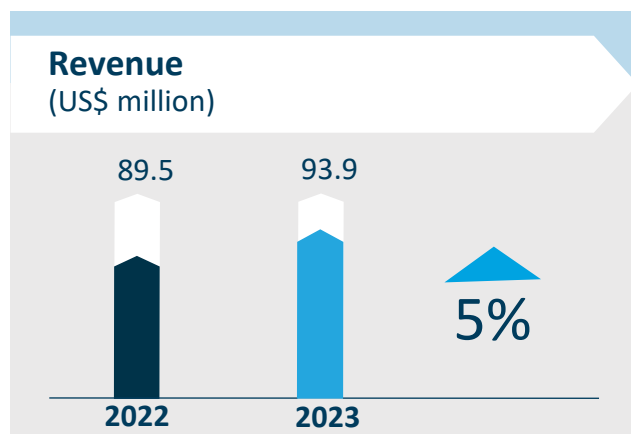
## Net profit <sup>(1)</sup> (US\$ million)



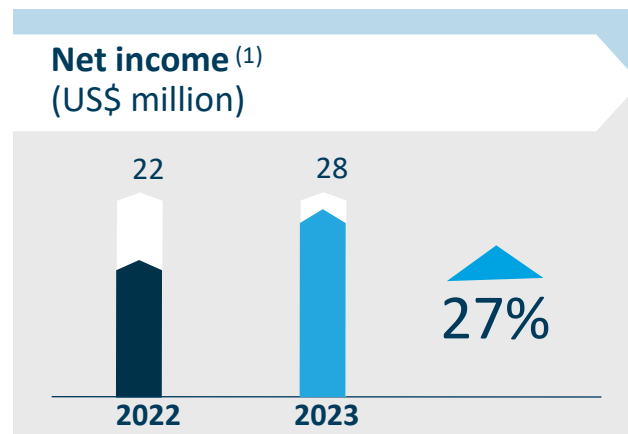
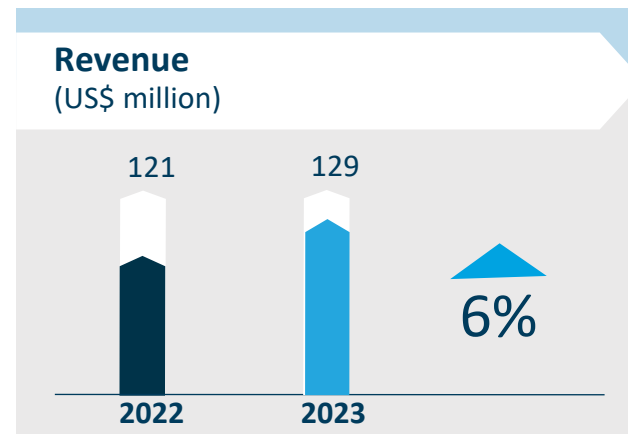
# Logistics, energy and healthcare



## Jassim Transport & Stevedoring

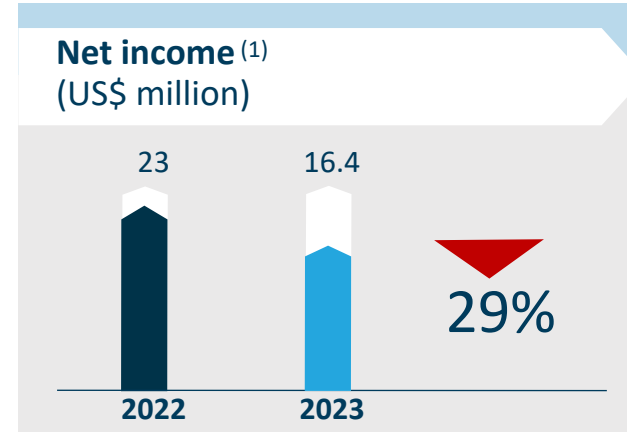
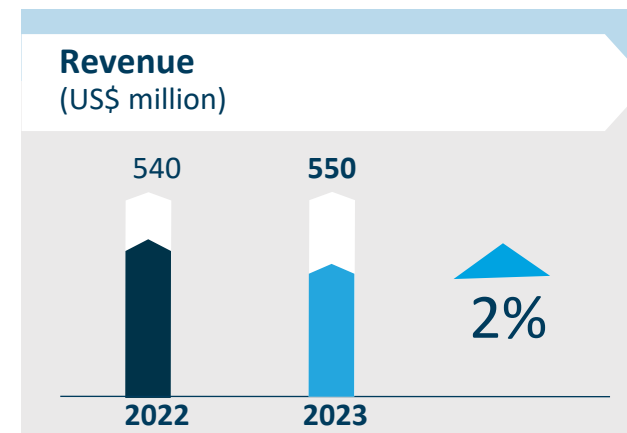


## National Petroleum Services



Advanced Technology Company K.S.C.P.  
شركة التقدم التكنولوجي ش.م.ك.ع.

## Advanced Technology Co.



OSN



## Business update

### Key business updates:

- ❖ OSN continues to work on closing the merger between Anghami and OSN+. The deal, subject to regulatory and antitrust approval will create a streaming powerhouse in the MENA region with 120 million users, 2.5+ million subscribers and US\$100 million in revenue at closing.
- ❖ Aim is to transform OSN into a media tech company with AI at its core.
- ❖ OSN continues to improve its OSNtv box, a 'dishless' plug-and-play solution that provides the best of both the linear and on-demand offerings. This is in line with OSN's strategy toward streaming TV with a linear environment.
- ❖ OSN continues to achieve cost optimization through obtaining long-term content contracts as well as operational day-to-day overheads.

**THANK YOU**

