



Investor Presentation | April, 2019

Disclaimer

This presentation is not an offer or invitation to subscribe to or purchase any securities.

No warranty is given as to the accuracy or completeness of the information in this presentation. You must make your own independent investigation and appraisal of the business and financial condition of KIPCO.

Nothing in this presentation shall form the basis of any contract or commitment whatsoever. This presentation is furnished to you solely for your information. You may not reproduce it to redistribute to any other person.

This presentation contains forward-looking statements. These statements may be identified by such words as "may", "plans", "expects", "believes" and similar expressions, or by their context. These statements are made on the basis of current knowledge and assumptions. Various factors could cause future results, performance or events to differ materially from those described in these statements. No obligation is assumed to update any forward-looking statements.

By participating in this presentation or by accepting any copy of the slides presented, you agree to be bound by the forgoing limitations.



Key Investment Highlights

Our business, strategy and team



Our

Business

- ▶ Holding company with total assets of USD34.2bn¹
- ▶ Operating across the GCC and wider MENA region; presence in 24 countries
- ▶ Multi-sector operator: commercial banking, asset management and investment banking, insurance, media, real estate and industrial
- ▶ Proven track record; 27 consecutive years of profits, 17 years of dividend payment and ~12% book value per share growth in last 15 years²
- ▶ Listed on the Boursa Kuwait with a market capitalisation of USD1.1bn³



Our

Strategy

- ▶ Controlling stakes in operating businesses in growth markets
- ▶ Seek to generate sustainable and predictable operating cash flows
- ▶ Partner with global or local businesses with a proven track record
- ▶ Maximize value from businesses with a medium-to long-term horizon
- ▶ Target 15% revenue growth and 15% ROE over the business cycle
- ▶ Selective disposal where targeted growth criteria is not met



Our

Team

- ▶ Average tenure of management is 17 years
- ▶ Vice Chairman, COO & Group CFO have been with the Group for 30 years

KIPCO is a multi-sector operating holding company with a diversified portfolio spanning the GCC and wider MENA region

¹ As of 31 December 2018

² Assuming no dividend was paid between 31 December 2003 and 31 December 2018

³ As of 18 April 2019

Note: : Exchange rate of USD/KD of 0.3033 has been used in the presentation for financial numbers

Key investment highlights



Proven Track Record

- ▶ Sustained profitability for the last 27 years
- ▶ 17 years of continuous dividends



Ruling Family Shareholders

- ▶ Al Futtooh Holding Co. owned by members of Kuwaiti ruling family have a direct holding of 44.7%
- ▶ Shareholders since 1988; have supported KIPCO in all capital raising exercises



Market Leadership¹

- ▶ Burgan Bank is #2 conventional bank in Kuwait², OSN is leading pay-TV platform in MENA³, Gulf Insurance Group is #1 insurer in Kuwait⁴, United Real Estate Company is #2 real estate player on KSE²



Strong Liquidity¹

- ▶ Cash balance of USD1,174mn; covers all debt repayments due till December 2022
- ▶ ~50% of the portfolio⁵ is listed, and can be liquidated at short notice



Credit Rating

- ▶ BBB-/Negative (S&P), Baa3/Stable (Moody's)
- ▶ Burgan Bank and Gulf Insurance Group have strong investment grade ratings



Diversified Portfolio

- ▶ Benefit from growth and economic diversification in Kuwait and the broader MENA region
- ▶ Portfolio spans multiple industries at different stages in the business life-cycle



Financial Discipline¹

- ▶ Maintained circa four dollars of assets for every dollar of net debt for 10 consecutive years
- ▶ Average debt maturity of 4.4 years as of 31st December 2018



"Best in Class" Transparency

- ▶ First company in the GCC to host annual investor forum with earnings guidance
- ▶ "Best in Class" Investor Relations Department with current and up-to-date disclosure

¹As of 31 December 2018

²By assets

³By revenue and countries of operations

⁴By Gross premiums & net premiums written

⁵Comprises listed principal companies and listed investments as of 31 December 2018



Business Overview

Our strategy

Building Businesses

MENA

Regional outlook

**Being first in the
region**

Thought leadership



Target ROE: 15%+

*Investing in engines of
growth*













Balanced Portfolio

Diversified revenue streams

Team Approach

*Strong managerial
expertise*

Our presence by geographies & sectors

Geography	Major sectors							Revenue (2018) ¹
	Commercial banking	Media	Insurance	Real Estate	AMIB ⁴	Industrial	Others	
Kuwait 	●	●	●	●	●	●	●	45%
KSA 		●	●			●		4%
UAE 		●	●	●	●			5%
Bahrain 		●	●	●	●			4%
Qatar 		●		●				1%
Turkey 	●		●					17%
Jordan 	●	●	●	●				9%
Egypt 		●	●	●			●	5%
Algeria 	●	●	●					5%
Iraq 	●	●	●					1%
Malta 	●				●			2%
Tunisia 	●	●			●			1%
Others	●	●	●	●	●		●	1%
Revenue (FY18) ²	50%	13%	15%	11%	4%	3%	4%	
Assets (FY18) ³	72%	4%	4%	9%	7%	2%	2%	

Attractive presence in high growth economies and promising sectors

Note: The business of OSN represented the entirety of the Group's media operating segment. In accordance with IFRS 5, the investment in OSN is classified as a discontinued operation and accordingly, the media segment is no longer presented in the segment note since Q3'2018

¹ Assuming consolidation of GIG & OSN

^{2, 3} Total revenue of USD3.7bn and total assets of USD40.0bn respectively, based on reported segmental revenue (before inter group eliminations) post consolidation of 100% revenue of GIG & OSN ; ⁴AMIB = Asset Management & Investment Banking

Core holdings

All core holdings are market leaders in their space



Investing in companies which have potential to be market leaders

¹ In terms of assets (based on latest financials)







² In terms of revenue and countries of operations

³ By Gross premium written (GPW) and Direct premiums

⁴ By GPW

⁵ By technical profit among private sector players (all ranking is as of 31 December 2017)

Controlling or majority stakes

Main Entities	 بنك بروٲان BURGAN BANK	 osn	 UGH	 KAMCO كامل	 gig البحر للبحر	 شركة المقاربات المتحدة United Real Estate Co
KIPCO Effective Stakes ¹	63.2%	60.4%	93.0%	80.3% ³	45.4%	72.5%
Board Representation	6 of 9	2 of 7 ⁵	4 of 7	5 of 5	4 of 10 ⁴	4 of 7
Market Cap (USDmn) ²	2,789	Unlisted	1,357	55	377	212
Credit Ratings	S&P: BBB+/A2 Moody's: A3/ P2 Fitch: A+	Unrated	CI: BBB (UGB)	Unrated	S&P: A- (GIRI); A- (GIG) Moody's: A3 AM Best: A	CI: BBB
	Commercial Banking	Media	Asset Management & Investment Banking (AMIB)		Insurance	Real Estate

Solid & well managed portfolio of fast growing and attractive industries

Notes:

¹ Effective stakes given are as of 31 December 2018

² Market capitalisation as of 18 April 2019 (Source: Bloomberg for market price)

³ Stake in KAMCO is held through UGH

⁴ GIG has 10 board members – 4 from KIPCO, 3 from Fairfax and 3 independent directors

⁵ OSN has 7 board members – 2 each from KIPCO and Mawarid and 3 independent directors

CI = Capital Intelligence GIRI = Gulf Insurance & Reinsurance Company - the core Kuwaiti subsidiary of Gulf Insurance Group (GIG)

Supportive shareholder with ruling family links

Kuwaiti ruling family support

KIPCO's principal shareholder is Al Futtooh Holding Company K.S.C. (Closed) ("AFH"), a Kuwaiti company owned by members of the Kuwaiti ruling family

Direct holding of 44.7%; Shareholder since 1988

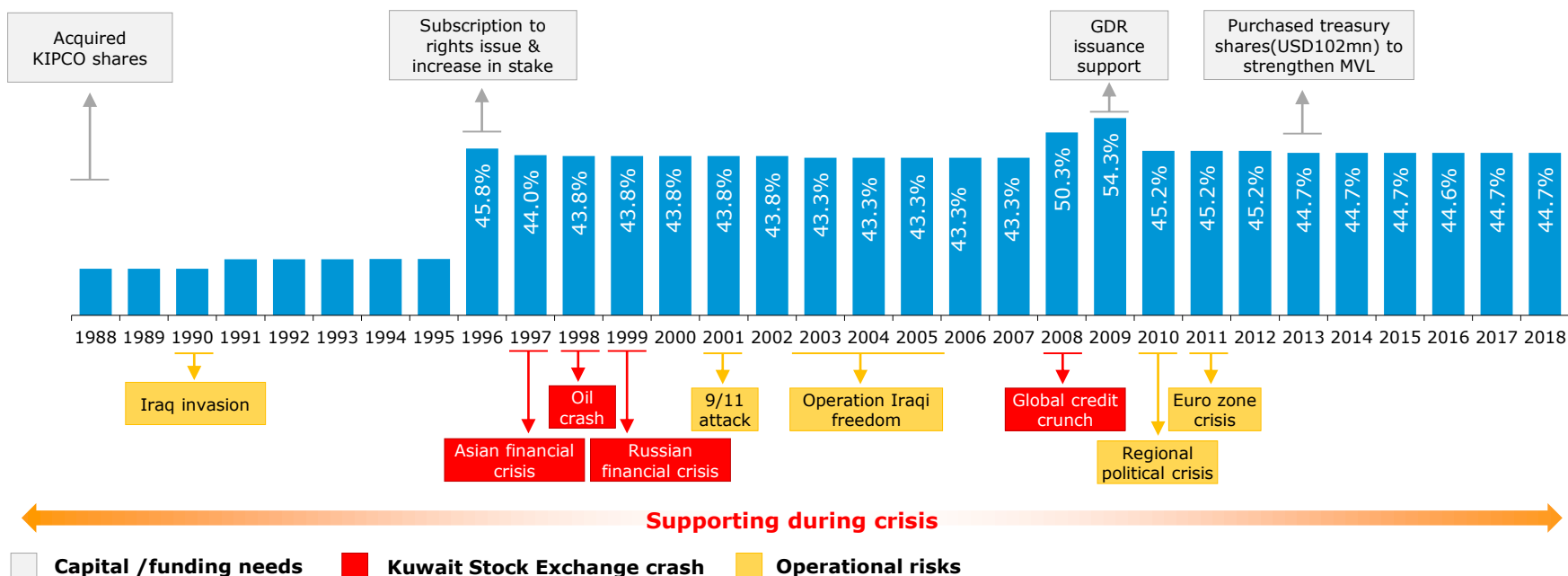
Have supported KIPCO in all its endeavors including capital raising, reduced dividends and treasury shares repurchases

Focused on promoting KIPCO as a role model for the private sector in the region

Board approved rights issue of upto ~453mn shares

The entire issue is underwritten

AFH's continuing support to KIPCO










Key developments & performance update

Burgan Bank Group (BBG)

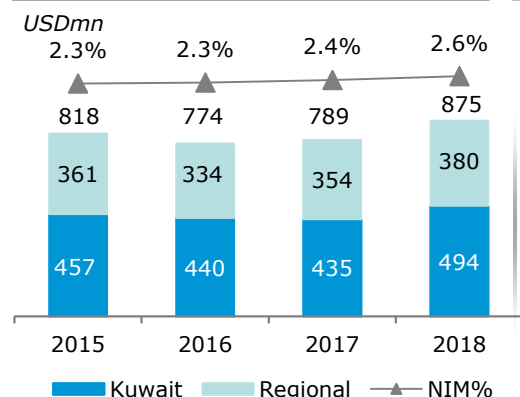
Business highlights

- ▶ Kuwait based commercial bank with a regional presence in seven countries
- ▶ 2nd largest conventional bank in Kuwait in terms of assets (Total assets of USD24.1bn¹)
- ▶ BBB+ rating from S&P and A3 from Moody's and A+ from Fitch. All with stable outlook
- ▶ Basel III capital adequacy ratio of 17.4%¹
- ▶ Listed on the Boursa Kuwait with a market cap of USD2,789mn as of 18 April 2019

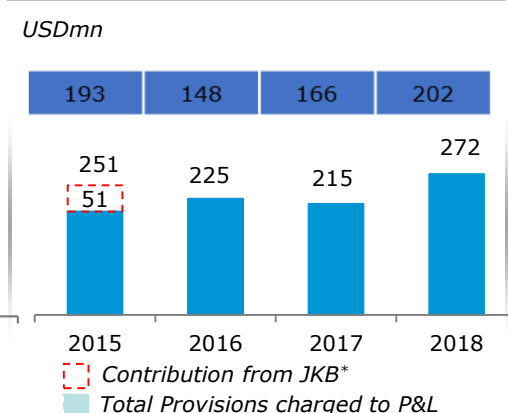
Key Franchises

Name	Market Position	Effective Stake ¹	Assets ¹ USDmn	Revenue ² USDmn
 BURGAN BANK Kuwait	#2 conventional bank	100.0%	18,304	515
 BURGAN BANK Turkey	Niche player in corporate banking	99.5%	4,217	178
 بنك الخليج الجزائر Gulf Bank Algeria	#3 private sector bank in Algeria	86.0%	2,183	143
 مصرف بغداد Bank of Baghdad	#1 licensed private sector bank in Iraq	51.8%	915	35
 بنك تونس الدولي Tunis International Bank	Leading offshore bank in Tunisia	86.7%	604	22

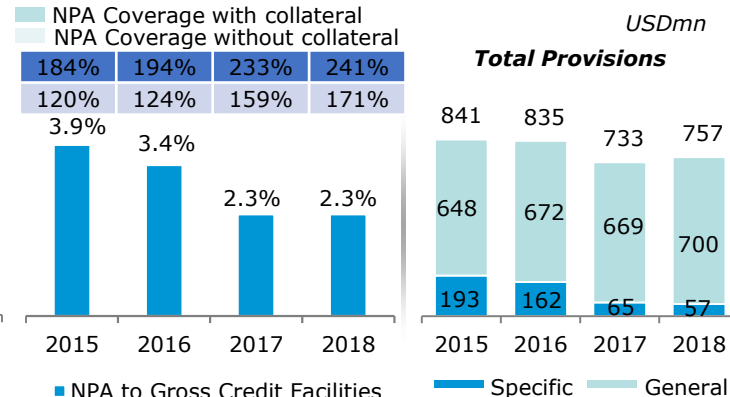
Operating Income



Net Profit & Provision



Loan Quality



BB, the commercial banking arm of KIPCO group, is a regional player with market leadership position

¹As on 31 December 2018

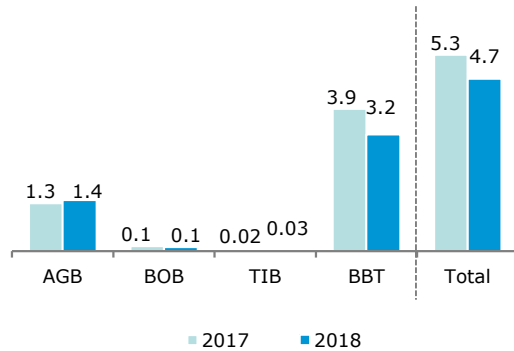
²Operating income defined as revenue and for the period ending 31 December 2018

*Stake in Jordan Kuwait Bank was sold by BB to a subsidiary of KIPCO in December 2015

BBG: Regional operations

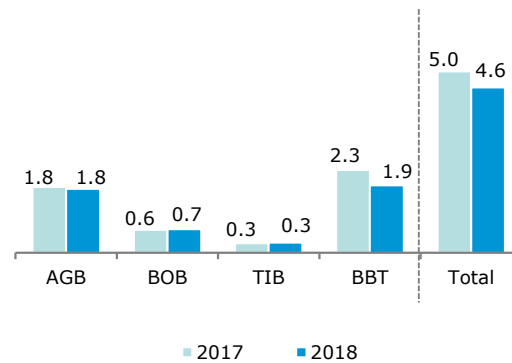
Loans

USDbn



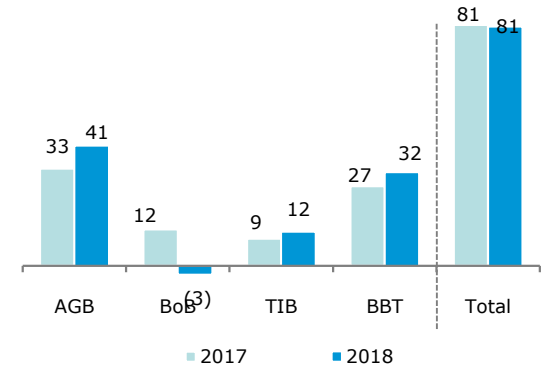
Deposits

USDbn



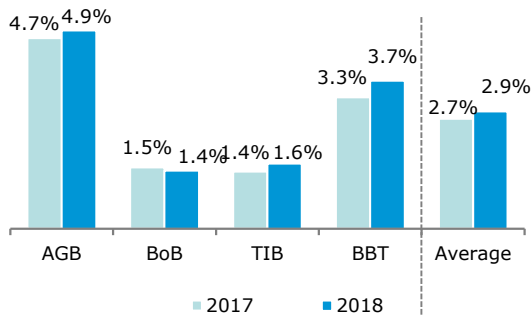
Net Profit

USDmn



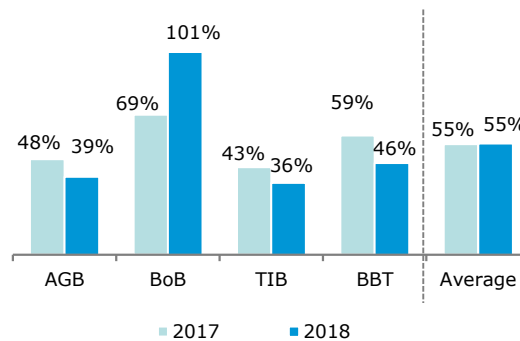
Net Interest Margin

Percentage



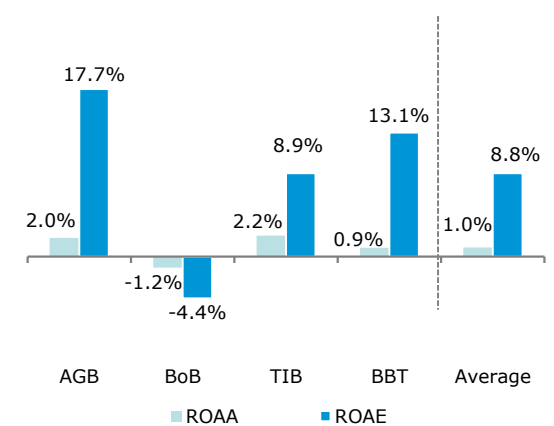
Cost to Income

Percentage



Return on Assets & Equity

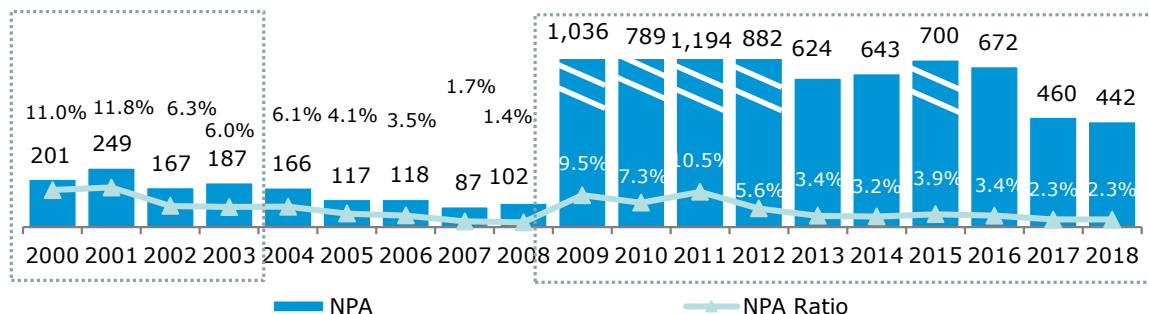
Percentage



BBG: NPA¹ & provisioning trend

NPA Trend

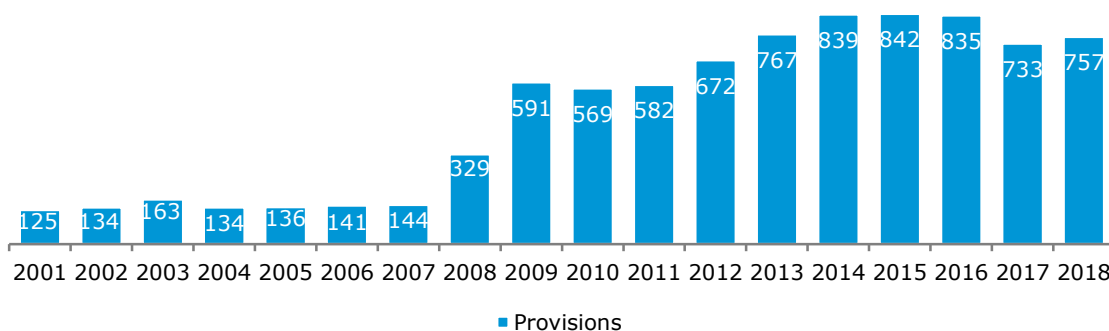
NPA (USDmn)
NPA Ratio (Percentage)



Provisions Trend

■ NPA Coverage with collateral
■ NPA Coverage without collateral

50%	80%	87%	81%	116%	119%	165%	321%	90%	111%	108%	144%	175%	184%	184%	194%	233%	241%
50%	80%	87%	81%	116%	119%	165%	321%	57%	72%	49%	76%	123%	131%	120%	124%	159%	171%



- ▶ At end of 2018, NPA coverage with provisions and collaterals was **241%**
- ▶ NPA Ratio was 2.3% as on 31 December 2018
- ▶ ~92% provisions in general category as on 31 December 2018
- ▶ Prudent approach to credit cycle
 - Loan Loss Reserves (against Loans and Advances to Customers) created during 2008-09 **higher than those created during 2000-01 cycle**

¹NPA includes on balance sheet and off balance sheet exposure

Gulf Insurance Group (GIG)

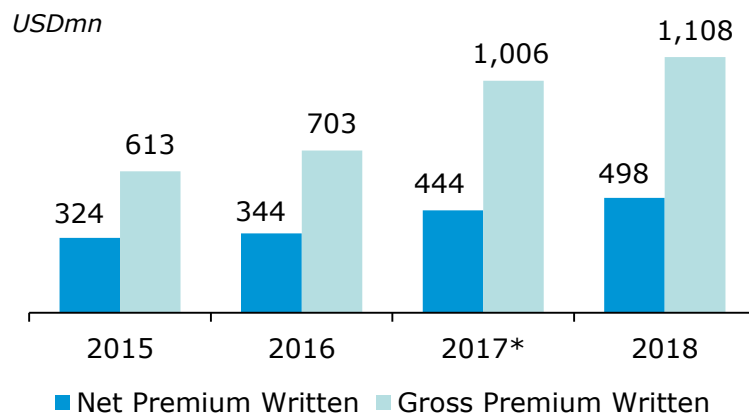
Business highlights

- ▶ Kuwait-based insurance company listed on the KSE
- ▶ Presence across the MENA region
- ▶ Operates through a network of 50 branches in MENA
- ▶ Market leader in Kuwait (by GPW and direct premiums) for 17 consecutive years
- ▶ GIG & GIRI: A- rating from S&P; A3 from Moody's; A- from AM Best

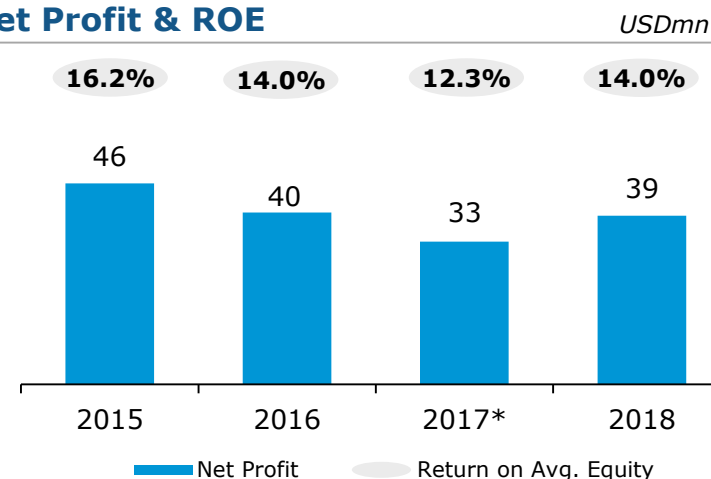
Key Franchises

Name	Market Position	Effective Stake ¹	Assets ¹ USDmn	Revenue ² USDmn
Gulf Insurance & Reinsurance Company	#1 by GPW in Kuwait	99.8%	663	306
Bahrain Kuwait Insurance	#1 by GPW in Bahrain	56.1%	406	57
Arab Orient Insurance	#1 by GPW in Jordan	90.4%	155	66
Arab Misr Insurance	#1 by technical profits in Egypt	94.9%	101	32
Fajr Al Gulf Insurance	Niche player in Lebanon	92.7%	10	0.1
Dar Al Salam Insurance	Niche player in Iraq	71.8%	5	0.3

Gross & Net Premium Written



Net Profit & ROE



GIG, the insurance arm of KIPCO, is amongst the top insurance players in the MENA Region

¹ As of 31 December 2018
the period ending 31 December 2018

² Revenue includes net premiums earned, reinsurance commission, policy issuance fees and net investment income and for the period ending 31 December 2018
*Restated

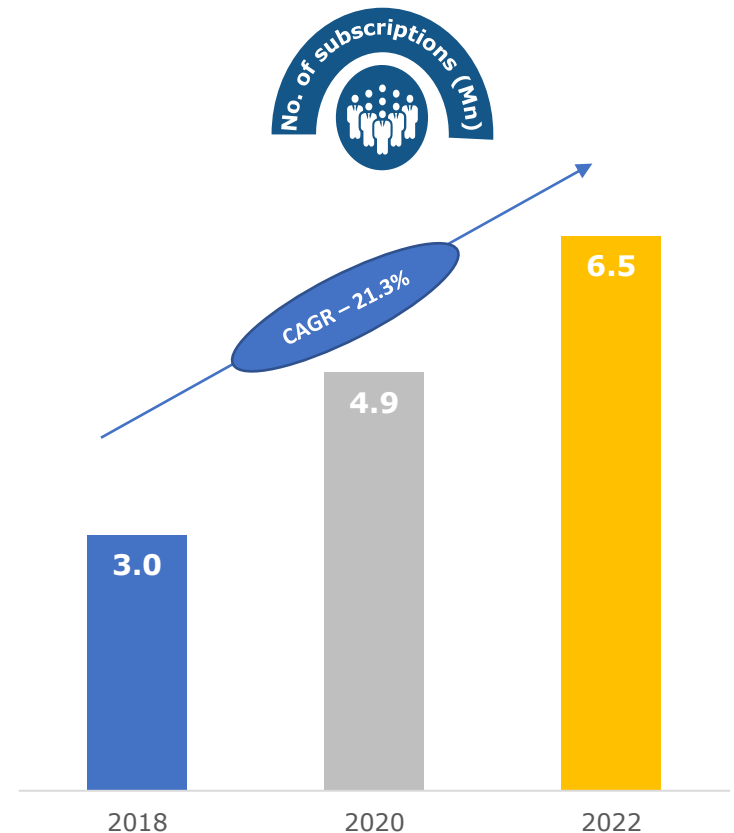
OSN: Overview

MENA pay TV potential

OTT Potential

	Population (Mn)	Pay TV (Mn; Est.)	TV Households (Mn)	Pay TV/TV Households (%)
MENA Region¹	358	7	72	~10%
Latin America	623	72	129	55%
UK	66	15	27	56%
India	1,334	130	197	66%
US	328	93	120	78%

Low Pay TV penetration in MENA region indicates huge market potential



OTT subscriptions are forecast to grow at CAGR of 21.3 percent

Notes:

¹MENA region represents data of: Bahrain, KSA, Kuwait, Oman, Qatar, UAE, Algeria, Egypt, Jordan, Lebanon, Libya, Morocco, Sudan, Syria, Tunisia and Yemen (OSN's core and target markets);

Source: IHS Market, IMF WEO Database October 2018, Euromonitor, Statista, Nielsen, Broadband TV News, Economic times, IHS Market

OSN: Overview...cont'd

Overview

Leading Pay TV operator in MENA region (HQ in Dubai), created by the merger of Showtime and Orbit in 2009

Licensed to operate in 25 countries in MENA with focus on 7 core markets

First in the region to introduce digital platform with OSN Play in 2012. Launched its OTT proposition OSN Go in 2014; re-launched as WAVO in 2017

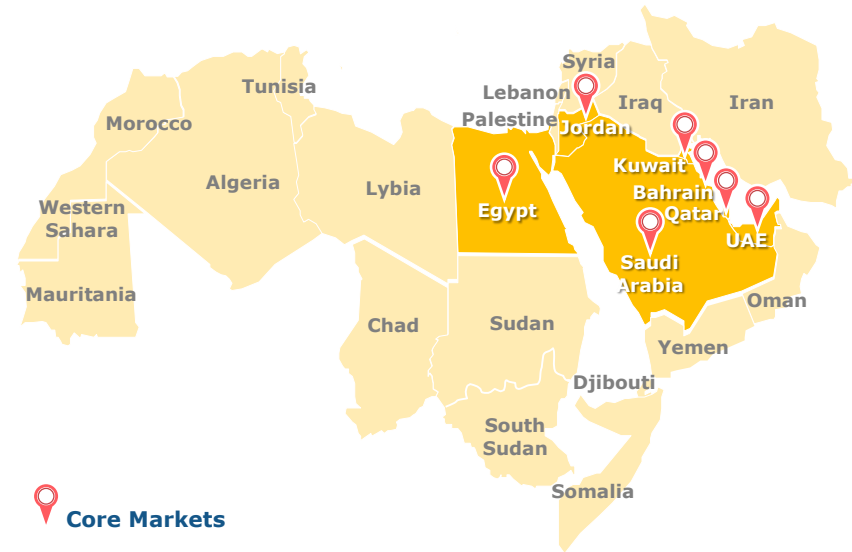
Subscriber base of around 1.1mn, 22k subs for WAVO, 32k subs for OSN Play and 134k subs for OSN Demand.

Exclusive access to the most comprehensive portfolio of rights from 7 major Hollywood studios

Premium content offerings with over 151 channels incl. 72 HD channels, and 31 owned and operated. Also, 38 South Asian channels and 15 Filipino channels.

~1,700 employees in 13 offices, 103 retail locations across MENA and a network of 166 partners

Pan Arab reach



Strong shareholders







As of 31 December 2018

United Gulf Holding Company (UGH)*

Business highlights

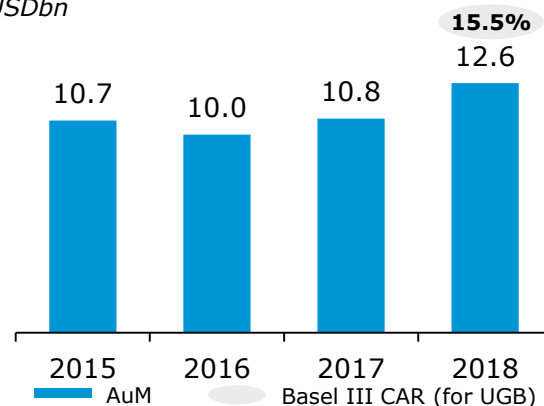
- ▶ Bahrain-based financial services group listed on the Bahrain Stock Exchange
- ▶ Activities include asset management, corporate finance advisory and brokerage services in a number of MENA countries
- ▶ Investments in companies in financial services and real estate sectors to provide a recurring and stable revenue stream
- ▶ Asset base of USD3.4bn¹

Key Franchises

Name	Market Position	Effective stake ¹	Assets ¹ USDmn	Revenue ² USDmn
 KAMCO	#1 asset management company in Kuwait by AuM	86%	468	61
 BURGAN BANK	#2 conventional bank in Kuwait by assets	15%	24,108	875
 URC شركة العقارات المتحدة United Real Estate Co	#2 real estate company in Kuwait by assets	10%	2,034	333
 FIMBANK	Niche trade finance player in Malta	75%	1,869	50

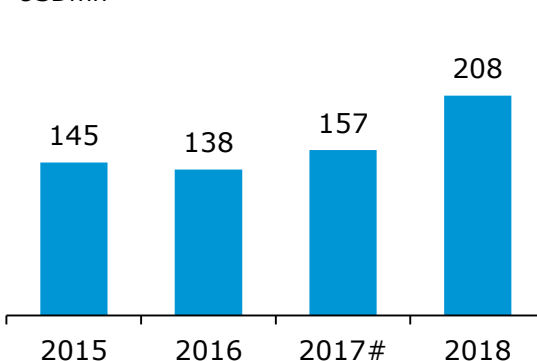
AuM & Capitalisation

USDbn



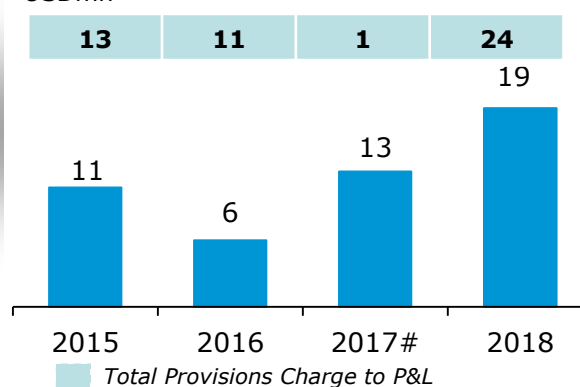
Revenue

USDmn



Net Profit & Provisions

USDmn



UGH, the Asset Management and Investment Banking arm of KIPCO Group, is focused on growing the financial services network across the MENA region

*United Gulf Bank (UGB) has undergone corporate reorganization (in September 2017) and has split its operations across a holding company - United Gulf Holding Company B.S.C. (UGH) and the regulated banking entity- UGB. For details, please refer press release: [UGB reorganization press release](#). Financials for the years ending 2015 and 2016 and the nine months ending September 2017 correspond to erstwhile UGB

As UGH was incorporated in September 2017, financials of UGH for 2017 comprise of first nine months results for UGB and Q4'17 results for UGH

¹ As of 31 December 2018







² Operating income defined as revenue and for the period ending 31 December 2018

United Real Estate Company (URC)

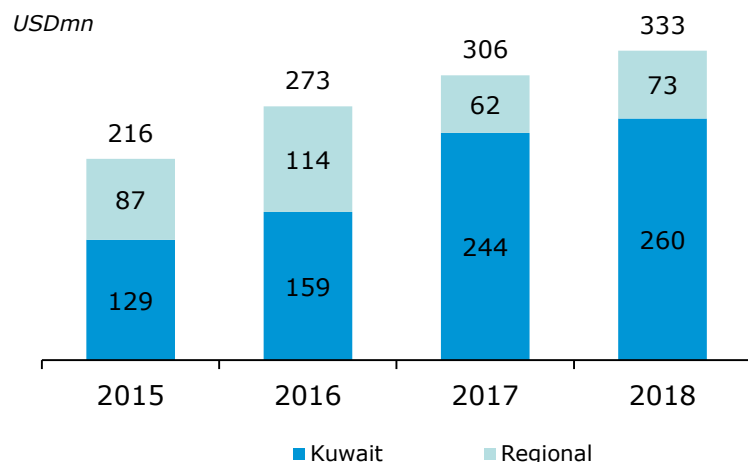
Business highlights

- ▶ Operations across the Middle East region through a mix of fully-owned properties, subsidiaries and investment arms
- ▶ Stable rental income; rental income growth prospects supported by newly completed Abdali mall
- ▶ Major real estate player in Kuwait, ranked second in real estate sector on KSE in terms of asset size of USD2.0bn²

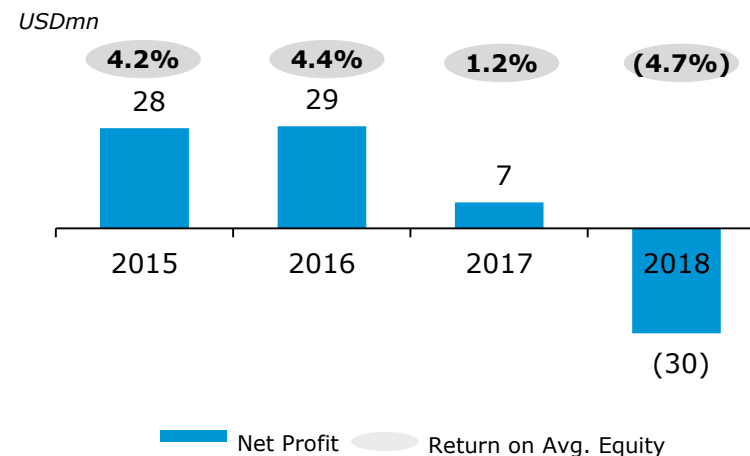
Key Franchises

Country		Name of properties
Kuwait		KIPCO Tower, Al Shaheed Tower, Marina World, Marina Hotel, Saleh Shehab
Jordan		Abdali Mall, Abdali Boulevard
Oman		Salalah Mall
UAE		Meydan Office Tower
Egypt		Aswar Villas, Heliopolis, Sharm Al Sheikh
Lebanon		Bhamdoun, Rouche 1090

Total Revenue¹



Net Profit & ROE



URC is a major real estate player in Kuwait, ranked second based on its assets on KSE

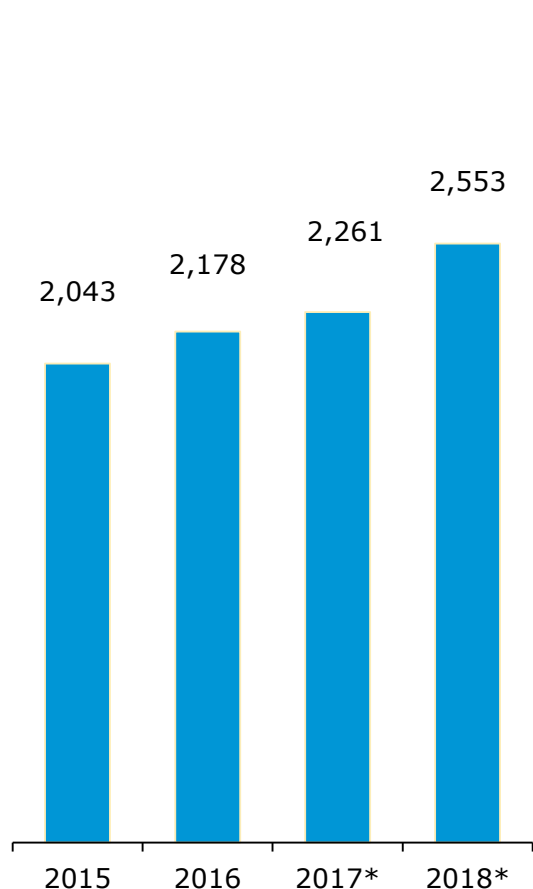
¹Total revenue includes income from operational properties, gain on sale of properties, fixed assets & associates, valuation gain on properties, investment income, share in income from associates, interest income & forex gains

²As of 31 December 2018

KIPCO consolidated: Financial performance

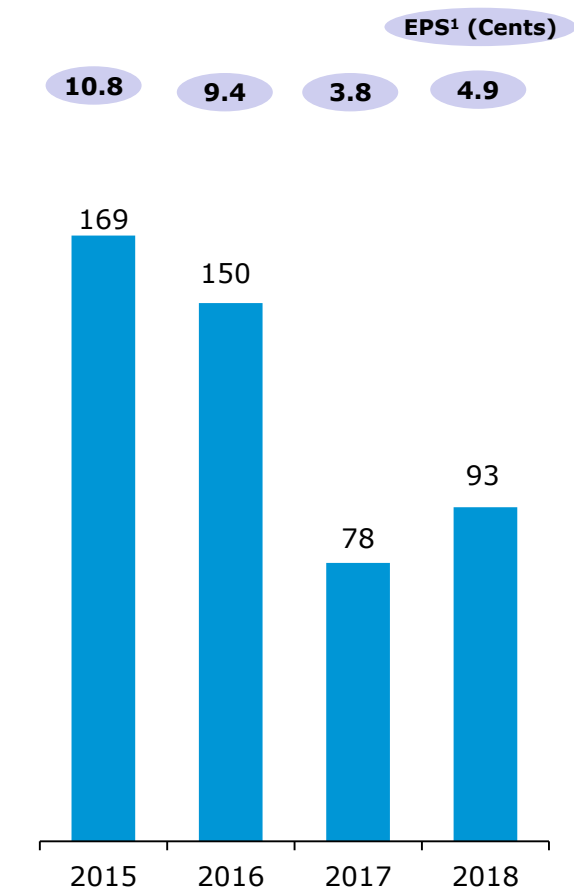
Revenue

USDmn



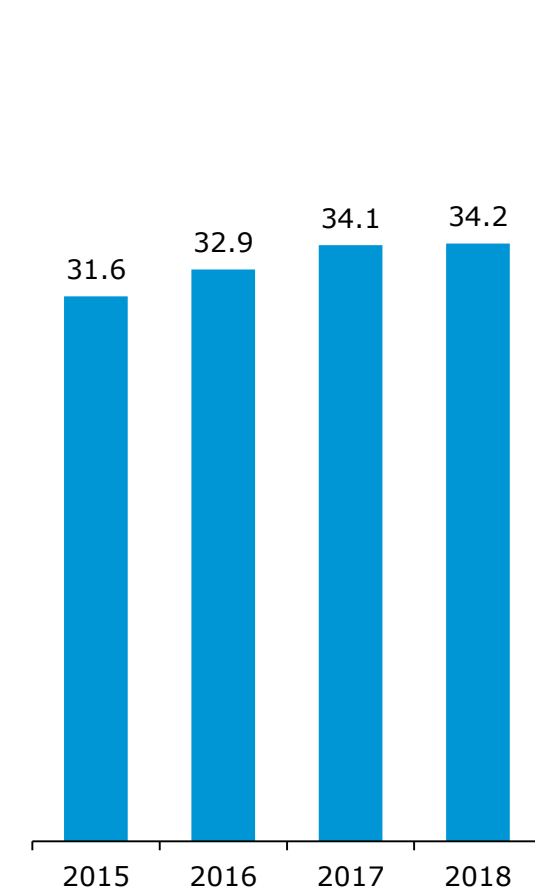
Net Profit

USDmn



Consolidated Assets

USDbn



*In the consolidated financials of FY 2018, certain items of balance-sheet for the year ended 31 December 2017 have been restated in accordance with IAS 8: 'Accounting policies, changes in accounting estimates and errors' to account for a decrease in the Group's 'investment in a media joint venture'. Refer Note 2.1 of the consolidated financial statement for the year ended 31 December 2018 for details

¹Basic Earning per share (reported)



Debt Metrics

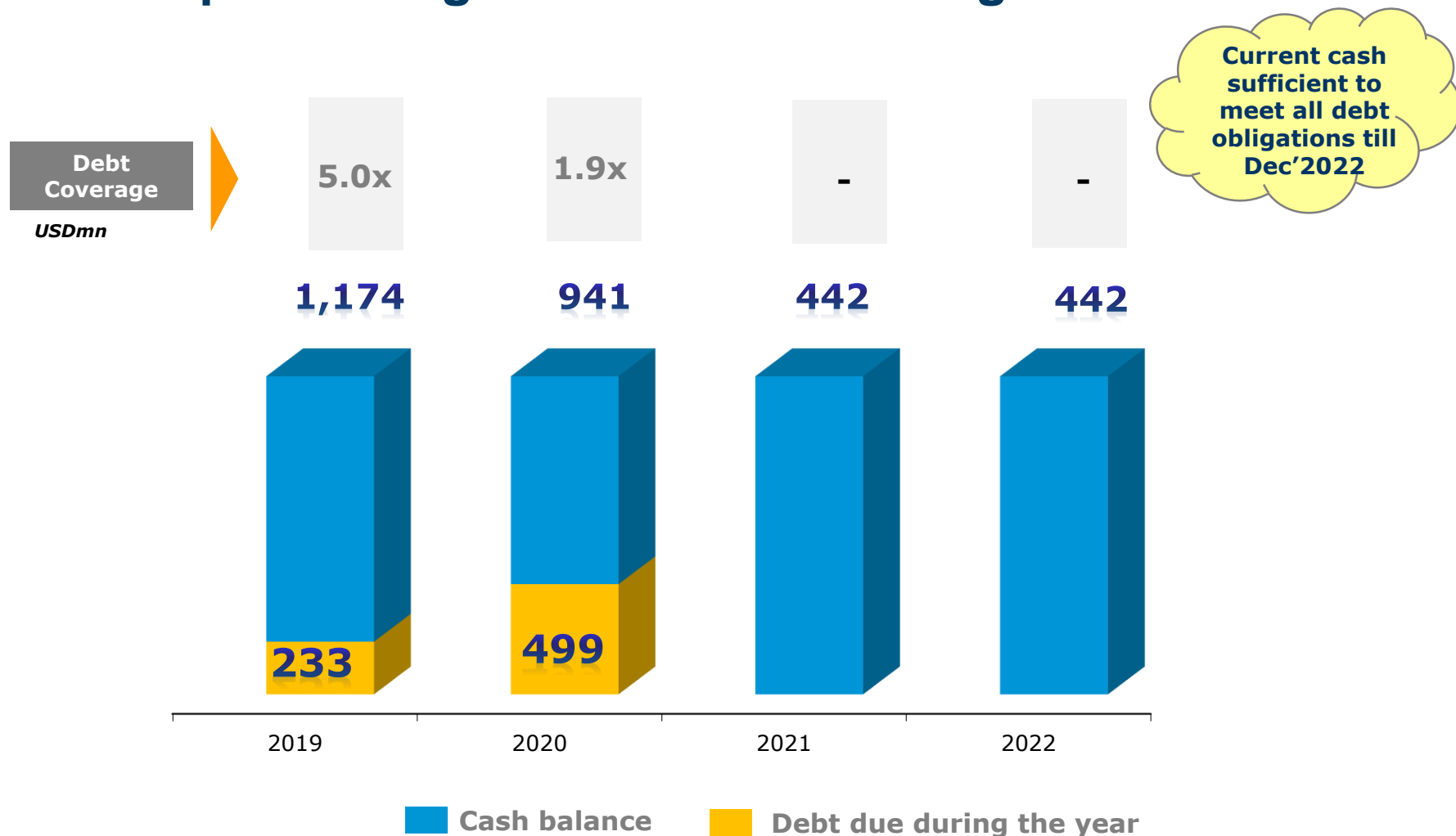
KIPCO (Parent): Debt Metrics

(USDmn)

KIPCO (Parent)	Financial Targets	31 December 2017	31 December 2018
Cash & Cash Equivalents		1,272	1,174
Gross Debt		2,173	2,373
Net Debt		901	1,199
Shareholders' Equity attributable to parent ¹		1,448	913
Net Parent Debt / Shareholders' Equity ¹	<2.5x	0.62x	1.31x
Estimated Investment Portfolio Value		3,653	3,735
Net Debt / Portfolio Value	20 – 30%	24.7%	32.1%

¹ Equity attributable to equity holders of the parent company as per consolidated financials

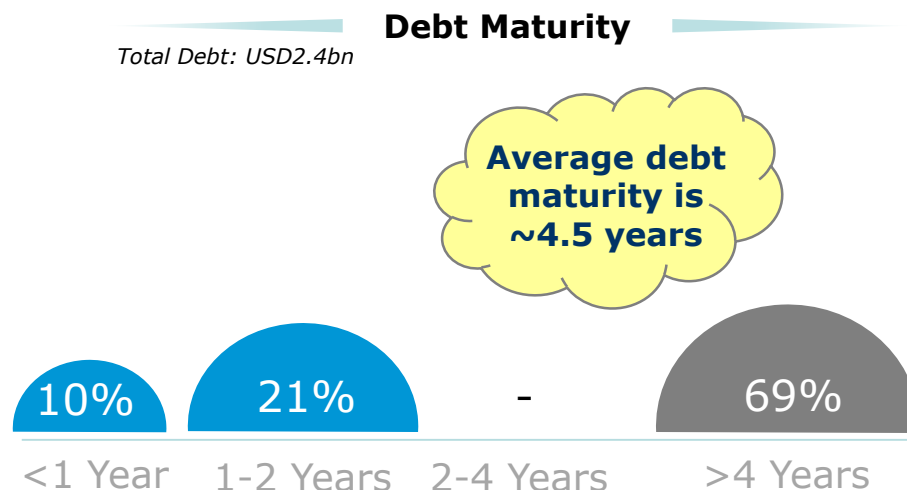
KIPCO parent: Significant cash coverage till 2022



In November 2018, KIPCO has issued a KD100mn (USD330mn) 5-year corporate dinar bond.

Debt coverage: Available Cash / Debt due in the year

KIPCO parent debt profile: As at 31 December 2018



- Cash & bank balance of USD1,174mn
 - The current cash balance covers all debt obligations due till 2022 (5.0x coverage for 2019)
- Placements are with investment grade rated domestic institutions; having short duration and are typically rolled over on a monthly basis

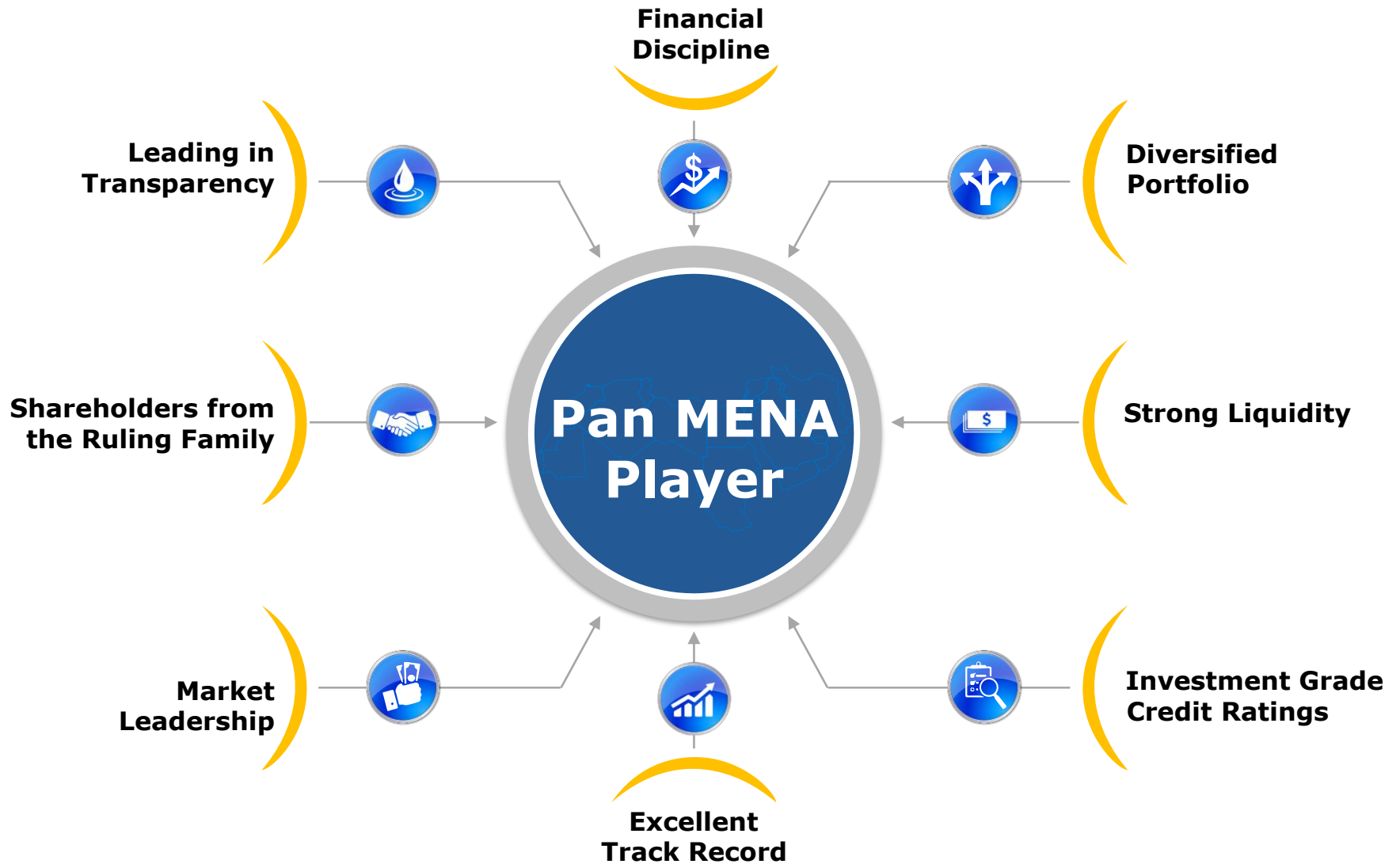
In November 2018, KIPCO has issued a KD100mn (USD329mn) 5-year Kuwaiti Dinar Bond 1.35x Oversubscribed

Proceeds utilized to repay USD233mn EMTN due in February 2019



Why KIPCO

Key credit highlights





Thank you





Annexure

United Industries Company (UIC)

Business highlights

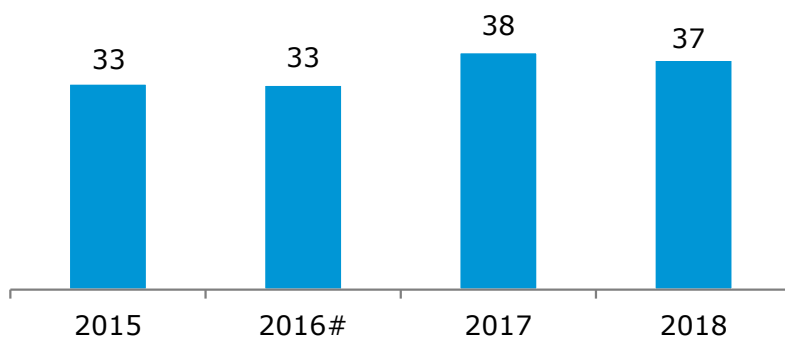
- Established in 1979, UIC operates as a holding company for the group's industrial investments
- UIC's mission is to manage a diversified portfolio of investments in the energy, food & basic industries sector

Key Franchises

Name	Market Position	Effective Stake ⁴	Assets USDmn	Revenue USDmn
 Kuwait	Leading private company in petrochemical	31%	2,211 ¹	476 ²
 Kuwait	Leading distributor of healthcare equipments	19%	970 ³	353 ³

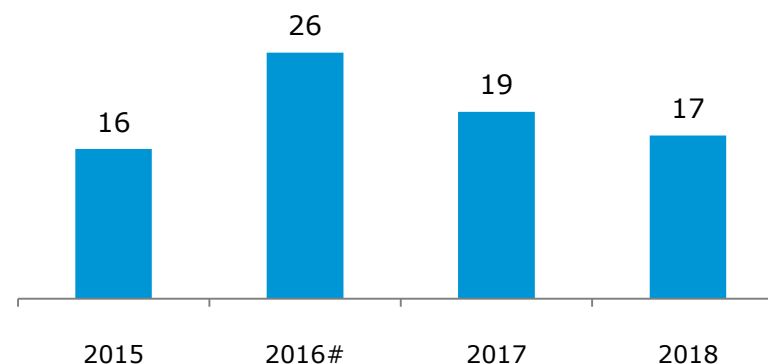
Income from Associates

USDmn



Net Profit

USDmn



UIC seeks to be a leading regional investment house with activities in the industrial sector

¹ As of 31 December 2018

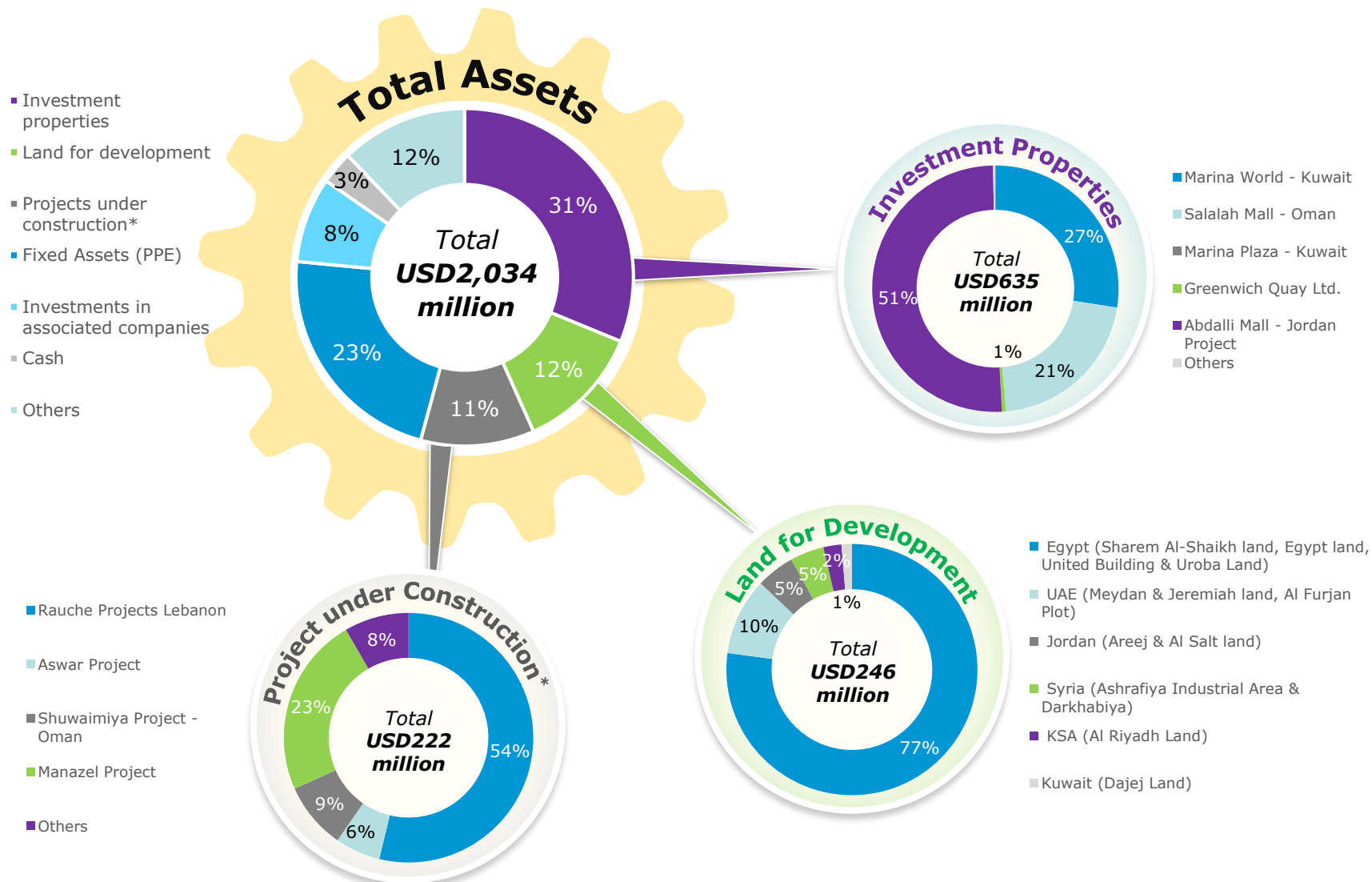
² For the nine month ended 31 December 2018

³ For the nine month ended 30 September 2018

⁴ As of 31 December 2018

Includes USD13mn as of one-off income on reclassification of investment from AFS to associate

URC: Balance sheet (Break-up)¹



* Includes Raouche, Aswar & Manazel which are reported under inventory in the financials

¹ As on 31 December 2018

Jordan Kuwait Bank (JKB)

Business highlights

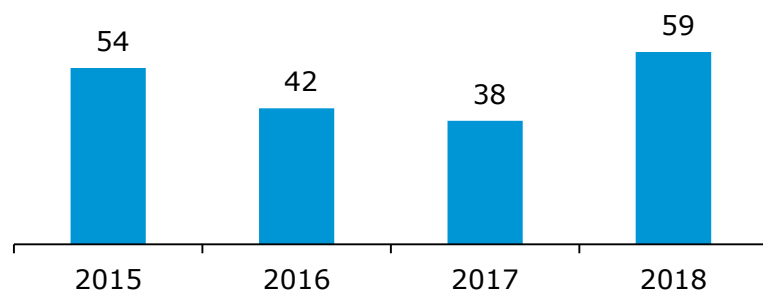
- ▶ Jordan based commercial bank with operations in Jordan, Palestine and Cyprus
- ▶ Listed on Amman Stock Exchange with a market capitalization of USD416mn¹
- ▶ 5th largest conventional bank in Jordan in terms of asset size of USD3.8bn²
- ▶ Focus on stable and essential sectors like Energy, Industry and Trade and retail and SME segment through expanded distribution network
- ▶ Capital adequacy ratio of 17.1%⁵

Operational highlights



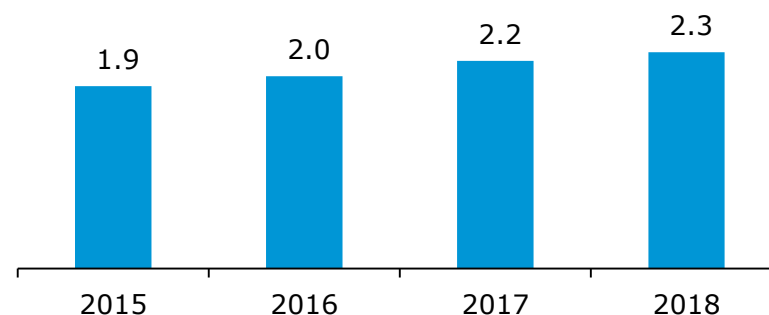
Net Profit

USDmn



Loans and Advances

USDbn



Notes: Exchange rate of USD/JOD of 0.7090 as of 31 December 2018 has been used for conversion

¹ As of 18 April 2019

² As of 31 December 2018

³ As of 31 December 2017

⁴ Source: Central Bank of Jordan

⁵ As of 31 December 2018

KIPCO: Executive management



Faisal Hamad Al Ayyar | Vice Chairman - Executive

- ▶ Joined KIPCO Board in 1990
- ▶ Recipient of Arab Bankers Association of North America Achievement Award (2005)



Samer Subhi Khanachet | Group COO

- ▶ Joined KIPCO in 1990; Board and committee member of American University of Kuwait, MIT
- ▶ BSc from MIT and MBA from Harvard University



Tariq Abdulsalam | CEO – Investment

- ▶ Joined KIPCO in 1992 and became in charge of KIPCO's Investment Division from 1996 to 1999
- ▶ BSc in Accounting from Kuwait University



Pinak Maitra | Group CFO

- ▶ Joined KIPCO in 1988
- ▶ Recipient of the MENA Private Sector CFO of the Year Award (2008)



Khaled Al Sharrad | Group Chief HR & Admin. Officer, Board Secretary

- ▶ Joined KIPCO in 2012, previously Head of Human Resources at the Kuwait Foreign Trading Contracting Investment Company (KFTCIC). He is on the Board of the American Management Association International in New York



Declan Sawey | Group Treasurer

- ▶ Joined KIPCO in 2007, previously Head Asset & Liability Management for HBoS Corporate in Edinburgh, Scotland
- ▶ Fellow of ICA, CFA and member of ACT



Mohsen Ali Husain | Group Chief Audit Executive

- ▶ Joined KIPCO in 2006, previously worked at KPMG
- ▶ Holds a CPA, CISA, CIA and B.Sc. in Accounting



Mazen Hawwa | Group SVP - Finance & Operations

- ▶ Joined KIPCO in 2001, previously worked at Anderson & Co.
- ▶ Graduate of Lebanese American University, Holds CPA and CMA



Joe Kawkabani | Group Chief Strategic Initiatives Officer

- ▶ Joined KIPCO in 2018, previously set up and served as CEO of CPC Africa
- ▶ Holds a Bachelor's Degree in Business Administration from Saint Joseph University



Adel Al Waqayan | Treasurer

- ▶ Joined KIPCO in 1995, previously with Burgan Bank Treasury
- ▶ MBA in 1986 from USI University



Osama Al Ghousein | SVP - Banking

- ▶ Joined KIPCO Group in 2013, previously Senior Vice President in Pictet & Cie.
- ▶ Over 30 years of experience in global and regional banking



Tawfiq Al Jarrah | ED – Hessa Al Mubarak District

- ▶ Joined KIPCO in 2016, previously with Kuwait Commercial Markets Complex Company
- ▶ Holds a CPA and BA in business



Eman Al Awadhi | Group Communications Director

- ▶ Joined KIPCO in 2010
- ▶ Over 10 years of experience in communications, media relations and journalism




Robert Drolet | Consultant

- ▶ Joined KIPCO in 2006, previously held leadership positions for Cable & Wireless and Bell Canada
- ▶ B.LL from Laval, LL.M Osgoode, M.Litt. Oxford

Board of Directors is actively involved in overseeing the management and strategy of the company under the chairmanship of Sheikh Hamad Sabah Al Ahmad Al Sabah

MENA region: Poised for strong economic growth

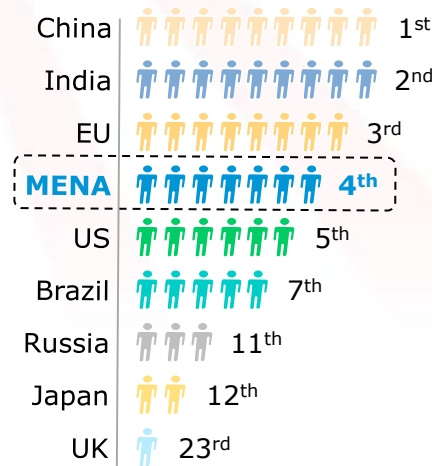


MENA region is characterized by favourable demography and business climate

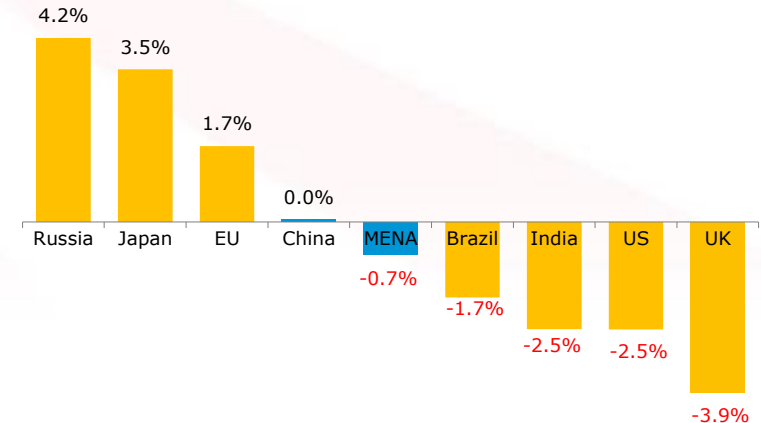
Currently low level of competition and under penetration

Small but consistently growing non-oil economy

Population 2019E



Current Account Balance as a % of GDP (2019-24E)



Source: IMF-WEO Database, April 2019

GCC region: Well positioned to deliver growth

One of the highest per capita income, large sovereign wealth funds,

31% of world's proven **oil reserves**,

along with robust and growing non-oil sector activity ...

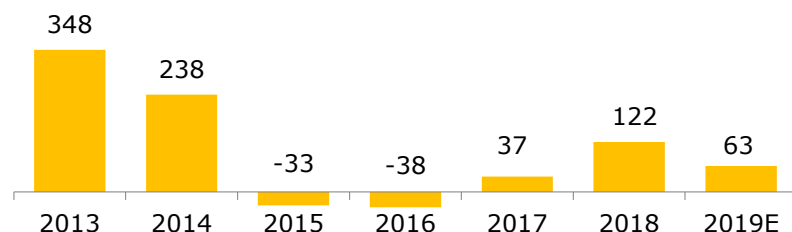
....All contribute to

STRONG GROWTH

fundamentals in the **GCC....**

Current Account Surplus

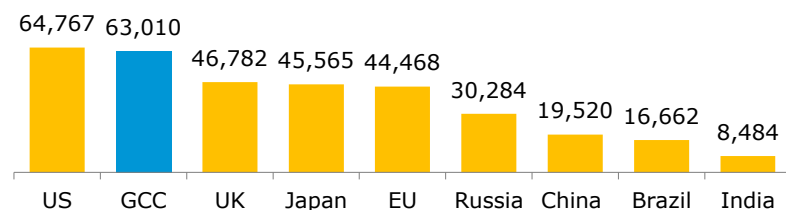
(In USDbn)



"Accumulated current account surplus of over USD0.7tn from 2013 to 2019"

GDP / Capita, PPP (2019E)

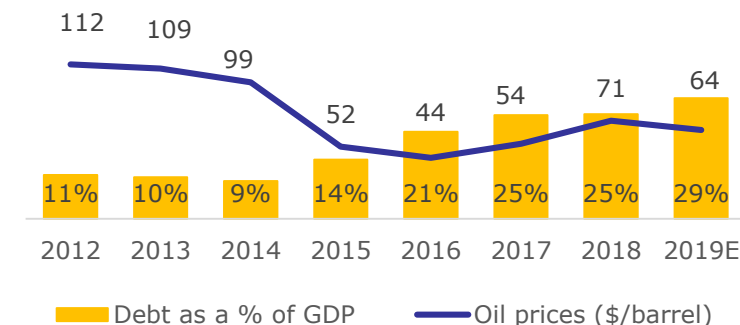
(In USD)



Source: IMF-WEO Database, April 2019, CIA

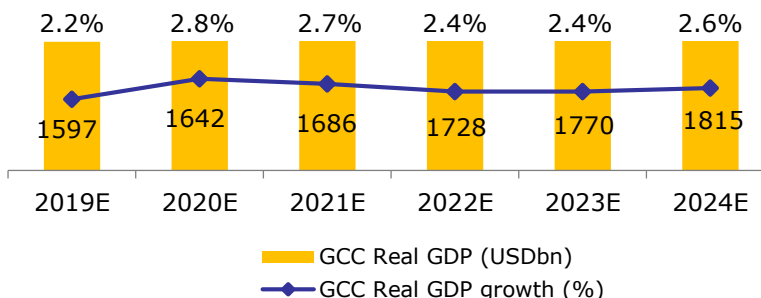
Kuwait Projects Company (Holding)

Government debt as a % of GDP



Real GDP & GDP Growth (2019-24E)

(In USDbn)



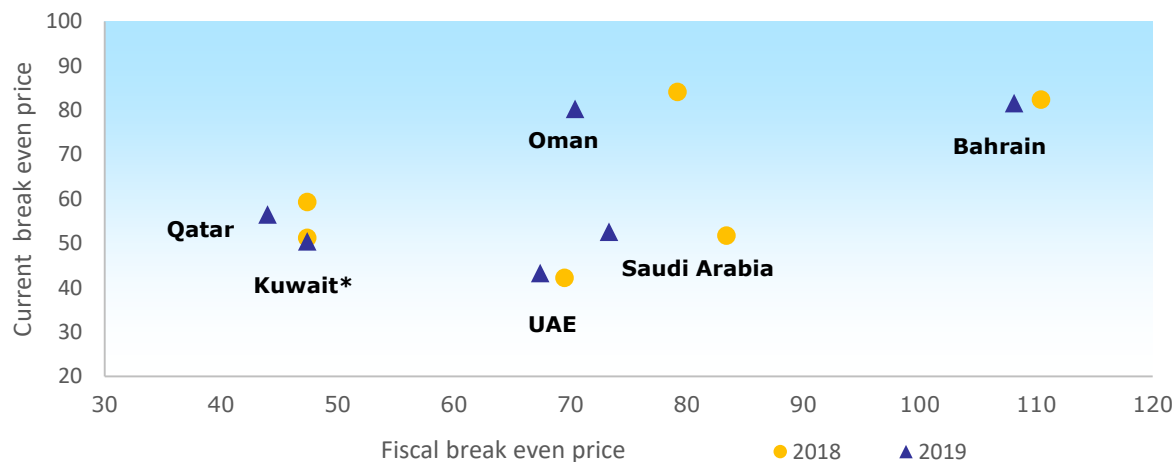
Kuwait: Protected against oil price decline

Prudent Oil Wealth Management and Strong Net External Position

- ▶ Track record of prudent fiscal policy that has focused on creating large fiscal assets
- ▶ Law requires 10% of revenues to be transferred to FGF (Future Generations Fund); this allocation was increased to 25% in some years of high oil prices
- ▶ Net general government assets at 400% of GDP as of end-2018, which is the highest ratio of all the rated sovereigns
- ▶ Oil output to rise from 2.7mn barrels / day currently to over 4.0mn barrels/day over the medium term
- ▶ Kuwait has the second lowest fiscal breakeven oil price in the GCC region

Source: S&P Rating on Kuwait, July 2018 and January 2019

Fiscal and current account break even oil price (USD/ BBL)



*Kuwait's fiscal break-even oil price is ~USD47/BBL

Source: REO Database, IMF, April 2019

Kuwait: Stable macro-economic environment

Kuwait – commitment to a vision of sustainable future growth beyond oil

**Large
Hydrocarbon
Reserves
and Low
Govt. Debt**

Kuwait's credit rating stable at Aa2:

- ▶ Country has substantial oil and gas reserves
- ▶ Historic fiscal and balance of payments surpluses and comparatively low government debt levels
- ▶ Budget balance will return to a surplus of around 7.0% of GDP in the 2018-19 fiscal year, driven largely by rising oil prices
- ▶ Kuwait will maintain an extraordinarily strong government balance sheet and an overall net asset position
- ▶ Public and private investment are expected to sustain non-hydrocarbon growth rates of 3.5% to 4% between 2018 and 2021 supported by public and private investment and 2015-19 five-year National Development Plan

Source: Moody's credit opinion on Kuwait, June 2018

Demographic & External balances Snippets (2019)

2019 Macro-economic KPI's	Kuwait	Qatar	UAE	KSA	Bahrain	Oman	GCC
Population (mn)	4.7	2.8	10.7	33.9	1.5	4.4	58.0
Nominal GDP (USDbn)	136.9	193.5	427.9	762.3	39.0	79.5	1,639.0
Fiscal balance (% GDP)	12.0	10.5	1.3	(1.7)	(8.2)	0.8	1.7
Gross official reserves (USDbn)	38.9	24.7	122.4	558.2	2.0	17.6	763.8
Sovereign Wealth Fund (SWF) Assets (USDbn)	592.0	320.0	1,172.8	875.6	10.6	24.0	2,995.0
Sovereign Wealth Fund Assets/GDP (% GDP)	432.3	165.4	274.1	114.9	27.2	30.2	182.7

Source: WEO & REO Database, IMF, April 2019 and SWF institute, August 2018

6%¹ of world's oil reserves (6th largest in the world); sufficient to last for 100+ years

¹In 2018, As Per CIA

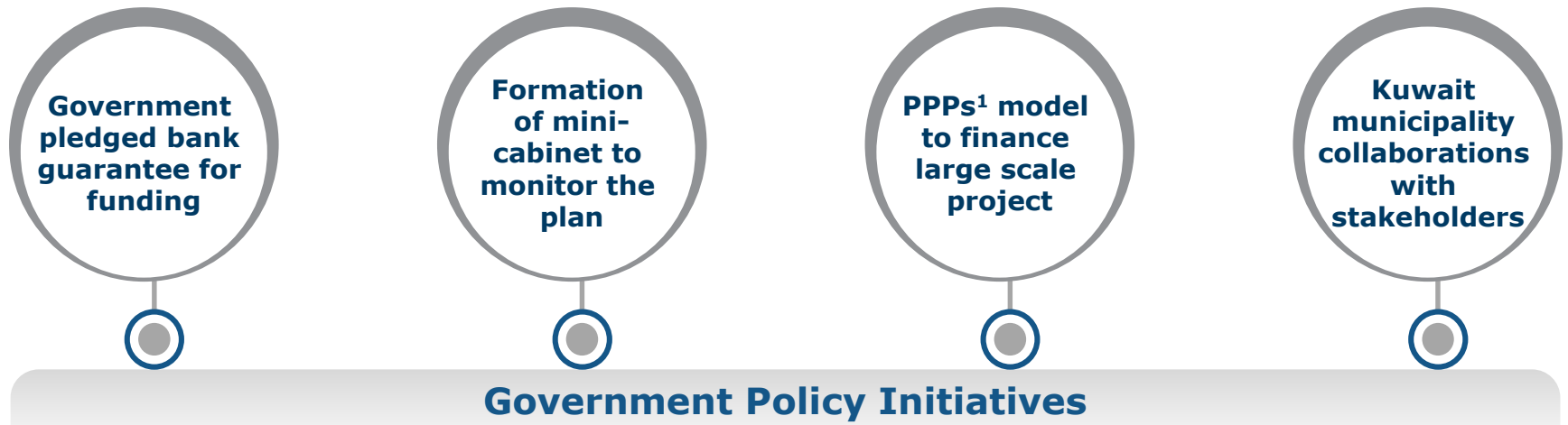
Kuwait development plan overview

Purpose

In February 2010, the Kuwaiti authorities announced a series of five-year plans stretching to 2035 aimed at diversifying the economy and expanding the role of the private sector while tackling much needed investments in health, education and infrastructure and improving the efficiency of the country's oil industry.

Outlook

Kuwait is set to launch 20 major development projects worth KD21.7bn (USD71.6bn), including a railway network project and waste management plant, as part of its 2018-2019 development plan. Of these projects, hydrocarbon sector has the larger share at KD11.9bn (USD39.4bn), accounting for nearly 55% of the total. The transport sector is the second largest beneficiary with five projects having a combined value of KD4.5bn (USD14.9bn), including Kuwait's international airport expansion.



¹ Public-Private Partnership

Source: Meed Projects, Markaz, Capital Standard and Press

Kuwait development plan: Projects in action

Key Projects under the plan

Clean Fuels Project (CFP)

- Specification upgrade and expansion of 2 existing refineries to produce 0.8mn b/d
- Underway: The project has progressed by 97%. Full operation expected to be completed by Nov 2019. Cost: **USD14.5bn**

New Refinery Project (NRP)

- New 615,000 bpd refinery by KNPC
- Underway: The project has progressed by 83%. Overall project expected to be completed by 2020. Cost: **USD12.9bn**

Kuwait Metro (PPP)

- 160km long, running across Kuwait
- Underway: The project has progressed by 11% & expected to complete in 2019. Cost: **USD11.4bn**

South Al Mutlaa City

- 30,000 residential units, other facilities
- Underway: The project has progressed by 19%. Completion date for various phases are between Sep-2019 to Dec-2020 Cost: **USD5.3bn**

Kuwait Airport Expansion

- To increase the annual handling capacity of the airport to 20mn passengers
- Underway: The project has progressed by 58%. Expected completion by Q4 2022. Cost: **USD4.3bn**

Sheikh Jaber Al-Ahmad Causeway

- 36 km causeway linking Kuwait City with Subiya area in northern Kuwait
- Underway: The overall project has progressed by 97% and expected to be inaugurated in Q2 2019. Cost: **USD3.1bn**

LNG Import & Regasification Terminal

- 4 full containment LNG tanks each with a working capacity of 225,500 m³, regasification plant with capacity of 1500 BBTU/day
- Underway: Construction expected to be completed in 2020. Cost: **USD2.6bn**

Jurassic Non Associated Oil & Gas Reserves Expansion: Phase 2

- Production of 120,000 b/d of wet crude & more than 300mn cubic feet a day (cf/d) of sour gas
- Underway: Construction is ongoing with 57% progress. Cost: **USD1.3bn**

Regional Road South

- 126 km highway south of Kuwait as part of the International ME Arab Highways Network
- Underway: The overall project has progressed by 25% with the completion expected by end of 2020. Cost: **USD1.0bn**

Oil & Gas Projects*

- Awarded: Contracts awarded by Kuwait Oil Company. Cost: ~**USD11.8bn**

Offshore Drilling

- 6 new drilling locations to boost the daily oil production by 700,000 b/d and gas production to 1 bn cubic feet
- Bidding: Awarding process underway. Cost: **USD3.0bn**

Al-Khairan Power & Desalination Plant (IWPP)

- Net capacity of a min 1,500MW of power & a min 125 MIGD of desalinated water
- Bidding: Project will progress after the awarding of Al-Zour North P2&3. Cost: **USD1.7bn**

Al-Dibdibah Solar PP

- Capacity to produce 1GW solar project
- Bidding: Bids submission extended to April 2019. Cost: **USD1.6bn**

Khairan City

- 140mn m2 residential city, incl 10,000 houses, 22,000 apts, other facilities
- Planning: Study phase. Cost: **USD13.8bn**

Kuwait National Railroad (PPP)

- Railroad system (575 Km) linking Kuwait to GCC
- Planning: The project is currently in the feasibility study phase. Cost: **USD7.9bn**

Petrochemical Facility at Al-Zour

- Petrochemical plant to be integrated with Al-Zour refinery
- Planning: Bidding is expected in Q1 2020. Project to be completed by Q3 2023. Cost: **USD6.6bn**

Olefins III project

- Petrochemical plant to be integrated with new refinery project (Al Zour Refinery)
- Planning: FEED¹ phase underway; Main contract to be awarded in 2019. Cost: **USD6.3bn**

Other projects

- **Underway:** Umm Al Hayman Waste Water (PPP). Cost: **USD1.5bn**
- **Underway:** Kabd Municipal Solid Waste Project. Cost: **USD1.0bn**
- **Bidding:** Al-Abdaliya (ISCC) Power Plant (CSP). Cost: **USD0.7bn**
- **Planning:** Al-Zour North (IWPP) – P2 & P3. Cost: **USD1.6bn**

	USDbn	
Project Stage	2018	2015
Underway	58.9	20.1
Awarded	11.8	22.5
Bidding	7.0	1.3
Planning	36.2	28.8
Total	113.9 [^]	72.7

Source: NBK report dated March 2019; ¹FEED= Front End Engineering Design; *MEED (Dec 2018); [^]Excludes other small projects of USD0.2bn